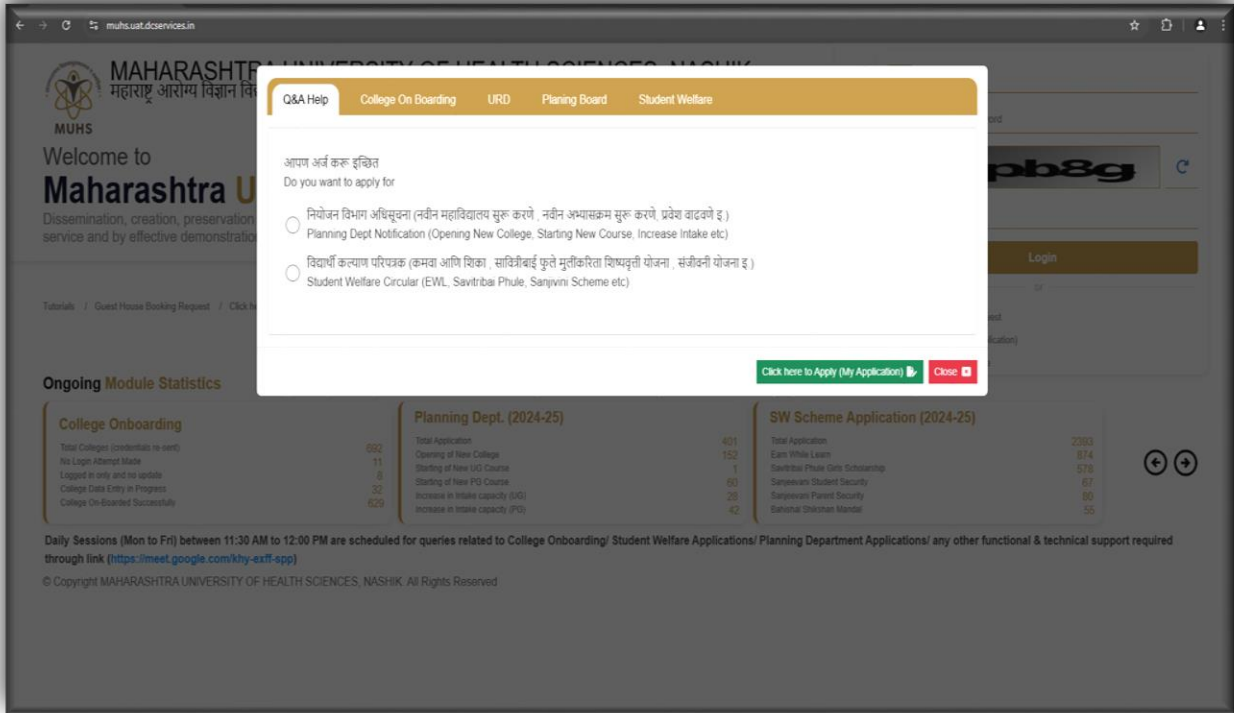
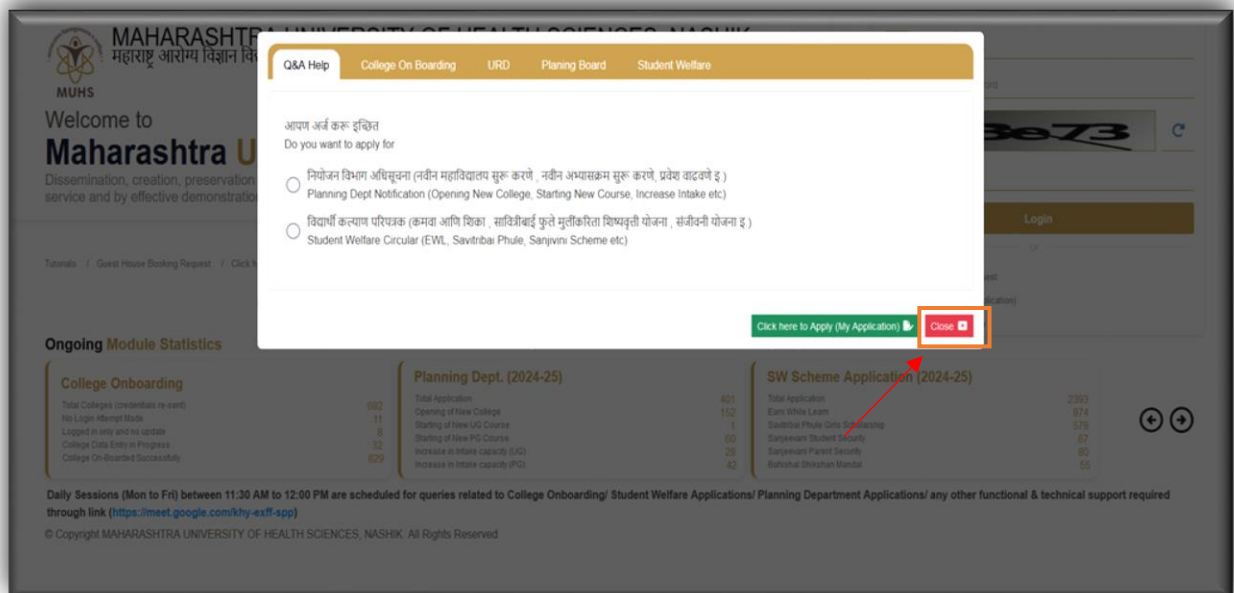


SIP Centre Login

Step 1: Visit <https://automation.muhs.ac.in>



Step 2: Click on 'Close' button



On Login Screen, enter username, password and captcha and then click on 'Login' button.



Welcome to
Maharashtra University of Health Science
Dissemination, creation, preservation of knowledge and understanding by teaching, research, extension and service and by effective demonstration and influence of its corporate life on society

Enter Username and Password here
Enter Captcha
Click on Login

Ongoing Module Statistics

College Onboarding	Planning Dept. (2024-25)	SW Scheme Application (2024-25)
Total Colleges (credentials re-sent)	Total Application	Total Application
695	412	2405
No Login Attempt Made	Opening of New College	Earn While Learn
7	152	874
Logged in only and no update	Starting of New UG Course	Savitribai Phule Girls Scholarship
1	1	578
	Start of New SIP Course	Scholarship Student Search
	60	67

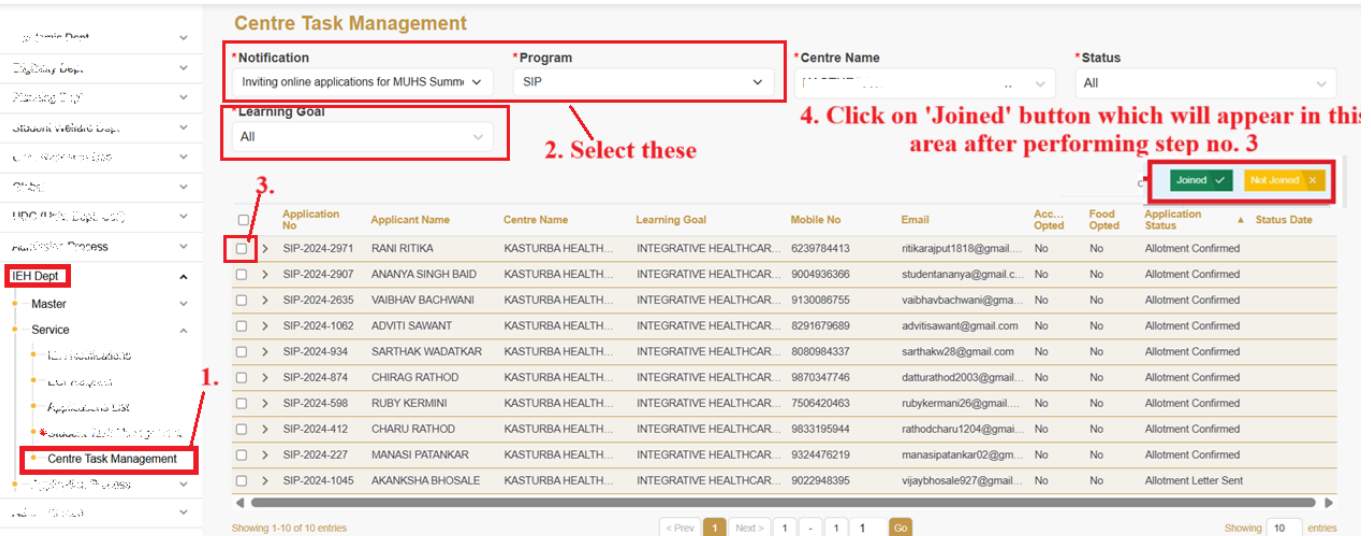
Getting Students Joined / Not Joined

Go to 'Centre SIP Task Management' Menu.

1. Select Notification, Program and Learning Goal from the dropdown box.
2. Select the student (of status 'Allotment Confirmed')
3. Click on 'Joined' button.

To report such student who have not joined within allotted time:

1. Select student who is NOT JOINED within allotted time.
2. Click on 'Not Joined' button.



Centre Task Management

*Notification: Inviting online applications for MUHS Summ...
*Program: SIP
*Centre Name: [...]
*Status: All

Learning Goal: All

2. Select these

3.

4. Click on 'Joined' button which will appear in this area after performing step no. 3

Application No	Applicant Name	Centre Name	Learning Goal	Mobile No	Email	Acc... Opted	Food Opted	Application Status	Status Date
SIP-2024-2971	RANI RITIKA	KASTURBA HEALTH...	INTEGRATIVE HEALTHCAR...	6239784413	ritikarajput1818@gmail...	No	No	Allotment Confirmed	
SIP-2024-2907	ANANYA SINGH BAID	KASTURBA HEALTH...	INTEGRATIVE HEALTHCAR...	9004936366	studentananya@gmail.c...	No	No	Allotment Confirmed	
SIP-2024-2635	VAIBHAV BACHWANI	KASTURBA HEALTH...	INTEGRATIVE HEALTHCAR...	9130086755	vaibhavbachwani@ma...	No	No	Allotment Confirmed	
SIP-2024-1062	ADVITI SAWANT	KASTURBA HEALTH...	INTEGRATIVE HEALTHCAR...	8291679689	advitisawant@gmail.com	No	No	Allotment Confirmed	
SIP-2024-934	SARTHAK WADATKAR	KASTURBA HEALTH...	INTEGRATIVE HEALTHCAR...	8080984337	sarthakw28@gmail.com	No	No	Allotment Confirmed	
SIP-2024-874	CHIRAG RATHOD	KASTURBA HEALTH...	INTEGRATIVE HEALTHCAR...	9870347746	datturathod2003@gmail...	No	No	Allotment Confirmed	
SIP-2024-598	RUBY KERMINI	KASTURBA HEALTH...	INTEGRATIVE HEALTHCAR...	7506420463	rubykermani26@gmail...	No	No	Allotment Confirmed	
SIP-2024-412	CHARU RATHOD	KASTURBA HEALTH...	INTEGRATIVE HEALTHCAR...	9833195944	rathodcharu1204@gmai...	No	No	Allotment Confirmed	
SIP-2024-227	MANASI PATANKAR	KASTURBA HEALTH...	INTEGRATIVE HEALTHCAR...	9324476219	manasipatankar02@gm...	No	No	Allotment Confirmed	
SIP-2024-1045	AKANKSHA BHOSALE	KASTURBA HEALTH...	INTEGRATIVE HEALTHCAR...	9022948395	vjaybhosale927@gmail...	No	No	Allotment Letter Sent	

Showing 1-10 of 10 entries

Vertical Head Evaluation Submission

1. Vertical are required to complete the final Evaluation form of the internship for the student that includes mandatory details and requires both the Student & Vertical Head signature with date stamp.
2. Once logged in, select the "Centre SIP task management" menu.
3. Fill in all the mandatory details as prompted by the form. Additionally, upload your signature.
4. Then download this filled form and sign the assessment form print.
5. Upload the signed form and click on the "Submit" button.

Students` Evaluation and other uploaded document forwarding to MUHS for SIP Completion Certificate Generation

1. Once logged in, select the "Centre SIP task management" menu.
2. Click on 'View Student Form'
3. Click on "Verify Application"
4. Click on "OK" on "Are you sure the application has been verified and can be sent to MUHS for certificate generation?"

Download Certificate of Nodal Officer and Vertical Head as well as Student's SIP Completion Certificate

1. Once logged in, select the "Centre SIP task management" menu select the student.
2. Click on 'Nodal Certificate' to download certificate of Nodal Officer.
3. Click on 'Vertical Head Certificate' to download certificate of Vertical Head.
4. Click on 'Vertical Head Certificate' to download certificate of Vertical Head.
5. Click on 'Download Certificate' to download certificate of Student.
(Please note the same Certificate download facility given to each student in his login.)

Centre Task Management Download each student's certificate from here by selecting that particular student

*Notification: Inviting online applications for MUHS Sumr
 *Centre Name: [Dropdown]
 *Status: All
 *Learning Goal: [Dropdown]

1 item selected **Download Nodal Officer's and Vertical Head's Certificates from Here**

Application No	Applicant Name	Centre Name	Learning Goal	Mobile No	Email	Acc... Opted	Food Opted	Application Status	Status Date
<input checked="" type="checkbox"/>	>					..	No	No	Completion...
<input type="checkbox"/>	>					..	No	No	Completion...
<input type="checkbox"/>	>					n	No	No	Completion...
<input type="checkbox"/>	>					..	No	No	Completion...
<input type="checkbox"/>	>					..	No	No	Vertical Head...
<input type="checkbox"/>	> _ _					..	No	No	Allotment Letter...
<input type="checkbox"/>	>					m	No	No	Completion...
<input type="checkbox"/>	>					..	No	No	Completion...
<input type="checkbox"/>	>					1	No	No	Completion...

Showing 1-10 of 10 entries Showing 10 entries

Note:

For Technical Support, please call on [9960697883](tel:9960697883), [8087995883](tel:8087995883) between 10:00 AM to 05:00 PM.

You may also communicate by sending your Technical Issue on muhs.application.helpdesk@gmail.com