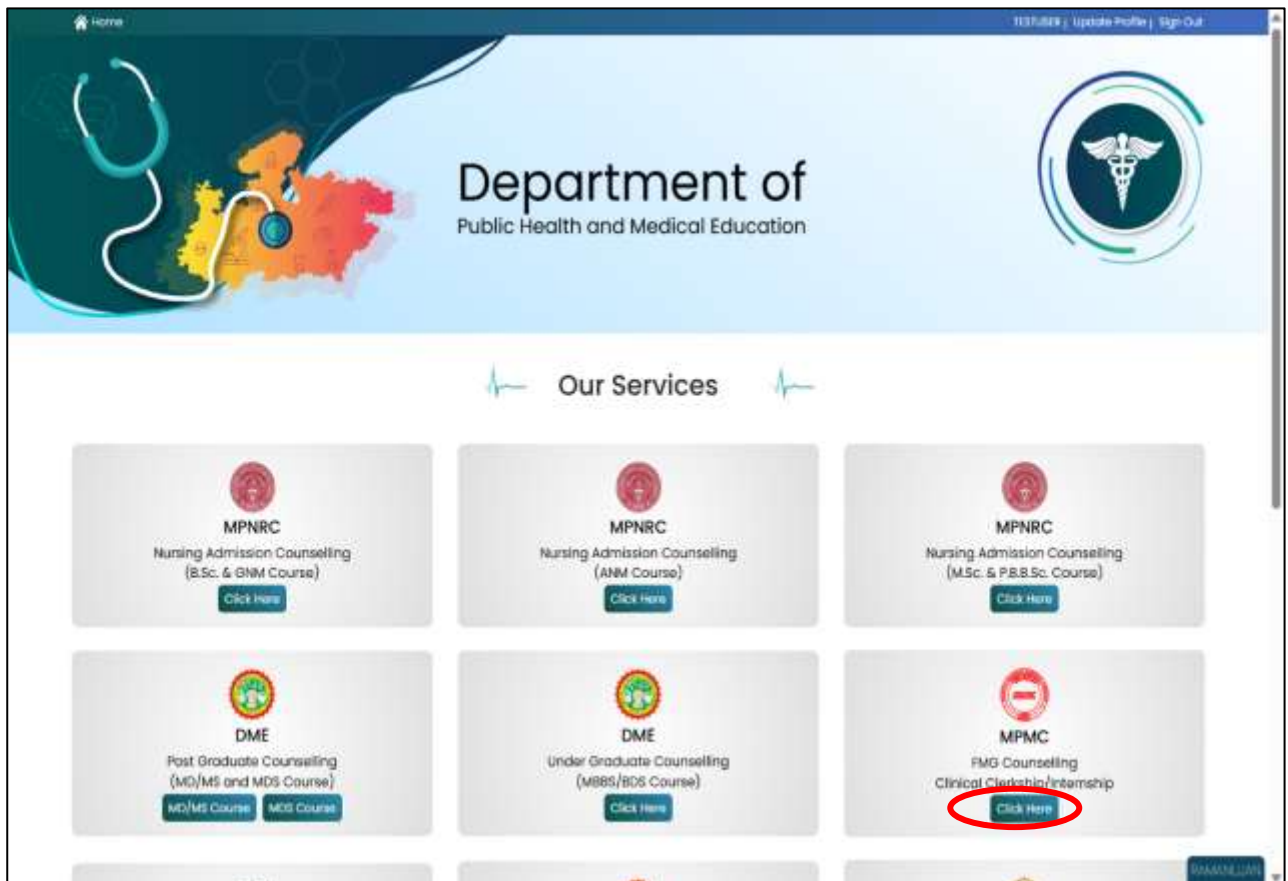




USER MANUAL FOR PROFILE CREATION AND REGISTRATION PROCESS OF MPMC-FMG Clinical Clerkship/Internship Counselling) (DEC-2025)

(This user manual is created only for the Demonstration purpose)

- ❖ Kindly use this link dme.mponline.gov.in for Profile Creation and Registration Process of MPMC-FMG Clinical Clerkship/Internship Counselling (DEC-2025).
- ❖ Please click on “MPMC - FMG Counselling Clinical Clerkship/Internship”, as shown in red circle in below image.



Process of Profile Creation

- ❖ **Step 1:-** Please click on **"Create Profile"** option, as shown in red circle in below image.



- ❖ **Step 2:-** Enter your **FMGE Roll Number** and **Secret Key** and **Captcha** then click on **"Create Profile"** button. **Please refer to the important note given on screen regarding creation of Secret Key.** Please click on **"Create Profile"** Button, as shown in red circle in below image.

The screenshot shows the 'Profile Registration Login' form on the MPMC-FMG Clinical Clerkship/Internship Counselling (DEC-2025) portal. The form includes fields for 'FMGE Roll No.' (with the value RD55555555) and 'SECRET KEY *'. Below these fields is a captcha image. The 'Create Profile' button is circled in red. Below the form, there is an 'IMPORTANT NOTE' section with the following text: 'Enter Secret Key (11 Digit) in combination of DOB(YYYYMMDD)+FMGE Obtained Score(XXX)= 19980625132'. An example is provided: 'Date of Birth (DD/MM/YYYY)- 25/06/1998', 'FMGE Obtained Score (XXX)- 132', and 'Secret Key= 19980625132'. At the bottom, a red button says 'If already registered, please go to Candidate Corner.'

- ❖ **Step 3:-** Candidate's details will be published on screen. Please Enter your **Personal Details** and **Contact details** than upload your **passport size photo and signature** , Select Declaration Box then click on **"Proceed"**, button as shown in red circle in below image. (**Note-** Kindly put the mobile number you will use throughout the counselling, you will get OTP and relevant messages on this number.)

Home | Departmental Website testuser | Sign Out

Madhya Pradesh Medical Council
मध्य प्रदेश आयुर्विज्ञान परिषद्

MPonline Limited
MPonline Limited

MPMC-FMG Clinical Clerkship/Internship Counselling (DEC-2025) Back

Candidate Details

FMGE Roll No.:	RD55555555	Candidate's Name :	Test Candidate
Date of Birth (DD/MM/YYYY):	11/11/1995	Score Obtained (Out of 300):	701
Father's Name:	Father Name	Gender:	-
Result:	Pass	FMGE Exam Session:	DEC-23

Personal Details (To be filled by candidate)

Gender: Male

Contact Details (To be filled by candidate)

Note :- Candidate should register valid/active email-id and mobile number for further correspondence.

Mobile No. * 9876543210 Alternate mobile number * 9836927410

Email ID * test123@gmail.com Confirm Email ID, * test123@gmail.com

Correspondence Address *; test address

Photo Signature *

Upload Images

Photo Signature

I hereby declare that all information provided by me above is true, accurate, and complete to the best of my knowledge and belief.*

Proceed

Powered by: MPOonline Limited

- ❖ Step 4:- Enter **OTP** received on your Mobile Number/Email ID and **create new password**. Then click on **"Validate and Save"** button, as shown in red circle in below image.

MPMC-FMG Clinical Clerkship/Internship Counselling (DEC-2025)

Candidate Details

FMGE Roll No.:	RD95555555	Candidate's Name :	Test Candidate
Date of Birth (DD/MM/YYYY):	11/11/1995	Score Obtained (Out of 300):	701
Father's Name:	Father Name	Gender:	MALE
Result:	Pass	FMGE Exam Session:	DEC-23

Set Password

One Time Password (OTP)
(OTP has been send to entered mobile number) *

New Password *

Confirm Password *

Strong

Password Creation Instructions :-
 At least 8 characters
 At least 1 numeric character
 At least 1 lowercase letter
 At least 1 uppercase letter
 At least 1 special character
 Maximum 15 characters

Validate & Save

- ❖ Step 5:- After click on **"Validate and Save"** button, a message as displayed below will show.
Msg- You have created your profile successfully. Now proceed for Registration to participate in MPMC- FMG Clinical Clerkship/Internship Counselling. Registration Step => Fill Registration Form => Upload Documents => Payment => Confirmation of Registration => Print Your Receipt.

MPMC-FMG Clinical Clerkship/Internship Counselling (DEC-2025)

Message

You have created your profile successfully. Now proceed for Registration to participate in MPMC- FMG Clinical Clerkship/Internship Counselling. Registration Step => Fill Registration Form => Upload Documents => Payment => Confirmation of Registration => Print Your Receipt.

IMPORTANT LINKS

- EDIT PROFILE**
- REGISTRATION FORM
- EDIT REGISTRATION FORM
- CHOICE FILLING

Candidate Details

FMGE Roll No.:	RD95555555	Candidate's Name :	Test Candidate
Date of Birth (DD/MM/YYYY):	11/11/1995	Score Obtained (Out of 300):	701
Father's Name:	Father Name	Gender:	MALE
Result:	Pass	FMGE Exam Session:	DEC-23

NOTE: -

- Candidate's Status Tracker will show Candidate Profile turned **Green**.
- If you want to edit your profile details you can edit your details through the edit profile option within the registration end date, as shown in the **yellow** circle above.

Process of Registration for MPMC FMG Counselling

- ❖ Step 6:- Candidate's Status Tracker will show profile turned **Green** and your profile has been created successfully. Now click on "**Registration Form**", as shown in red circle in below image.



Candidates can login using the FMGE **Roll Number** and **Password**. Step 7:- The registration form will be opened. Please fill your required details (As per your eligibility) like:- Domicile Details and Qualification Details ready to be filled in the registration form.

- ❖ After filling the form if candidate is satisfied with the filled information, then candidate should click on "**Update**" button, as shown in red circle in below image.



MPMC FMG Profile Creation & Registration Process

Modhya Pradesh Medical Council
मध्य प्रदेश आयुर्विज्ञान परिषद्



MPOnline Limited

User Name : RD3333333 | Home | Logout

MPMC-FMG Clinical Clerkship/Internship Counselling (DEC-2025): Edit Profile

* Fields are mandatory

Candidate Details

FMGE Roll No.:	RD33333333	Candidate's Name :	TEST CANDIDATE	 
Date of Birth (DD/MM/YYYY):	11/11/1995	Score Obtained (Out of 300):	701	
Father's Name:	TEST	Gender:	MALE	
Result:	PASS	FMGE Exam Session:	JUN-25	

Personal Details (To be filled by candidate)

Father's Name	TEST	Gender *	Male
---------------	------	----------	------

Contact Details (To be filled by candidate)

Note :- Candidate should register valid/active email-id and mobile number for further correspondence.

Mobile No. *	7046023826	Alternate mobile number *	9876543212
Email ID *	shabir.khan@mponline.gov.in	Confirm Email ID. *	shabir.khan@mponline.gov.in
Correspondence Address *	BHUWA		

Photo Signature *

You want to edit photo and signature *

Yes No

I hereby declare that all information provided by me above is true, accurate, and complete to the best of my knowledge and belief. *

- ❖ After filling the form if candidate is satisfied with the filled information, then candidate should click on "**Save Data**" button, as shown in red circle in below image.

Candidate Details

FMGE Roll No.:	403333333	Candidate's Name:	TEST CANDIDATE
Date of Birth (DD/MM/YYYY):	11/11/1995	Score Obtained (Out of 300):	701
Father's Name:	TEST	Gender:	MALE
Result:	PASS	FMGE Exam Session:	JUN-25

Domicile Details

Are you Domicile of MP? MP Non-MP

Qualification Details

Whether College is recognized by AIC/NMC? No Yes

NMC Eligibility Dispatch/Certificate No.: TEST NMC Eligibility Certificate Date (DD/MM/YYYY): 03/12/2025

Country, where candidate did MBBS: Belgium State, where candidate did MBBS: TEST

University, where candidate did MBBS: TEST College, where candidate did MBBS: TEST

Month & Year of MBBS Degree or Equivalent to MBBS (MM/YYYY): December 2024

Have you done internship in any state/country other than Madhya Pradesh? No Yes

Admission Year: 2019

Declaration

I have thoroughly read and understood all the instructions provided. I hereby, declare that all the information submitted by me in the application form is correct, true, and valid. I will present the supporting documents as and when required.

Save Data

❖ **Step 8:- Please upload documents, after that click on Save Enclosures button.**

Enclosures

Sno.	Description	Document	Upload	View
1	Class 10th Marksheet *	Choose File No file chosen	Upload Enclosure	View
2	Class 12th Marksheet *	Choose File No file chosen	Upload Enclosure	View
3	Eligibility Certificate from NMC *	Choose File No file chosen	Upload Enclosure	View
4	Degree of MBBS or Equivalent to MBBS *	Choose File No file chosen	Upload Enclosure	View
5	FMGE Certificate/Screening Test Passing Certificate *	Choose File No file chosen	Upload Enclosure	View
6	Self Declaration Affidavit Format - A *	Choose File No file chosen	Upload Enclosure	View
7	MP State Domicile Certificate *	Choose File No file chosen	Upload Enclosure	View

Note --
 1. The enclosure file size should not exceed 200 KB and must be in pdf format only.
 2. To download the Self Declaration Affidavit Format - A, click here.

Enclosures Disclaimer

I have checked all the uploaded enclosures carefully.

Save Enclosures

❖

- ❖ **Step 9:-** After clicking on **“Save Enclosures”** button, the information submitted by the candidate will be displayed on the screen. If information is correct, click on **“Proceed to Payment for Registration”** button, as shown in red circle in below image, otherwise go for **“Back to Registration Form”** button to correct the details.

MPMC-FMG Clinical Clerkship/Internship Counselling (DEC-2025) : Candidate's Registration

Candidate Details

FMGE Roll No.:	80033333	Candidate's Name :	TEST CANDIDATE
Date of Birth (DD/MM/YYYY):	11/11/995	Score Obtained (Out of 300):	701
Father's Name:	TEST	Gender:	MALE
Result:	PASS	FMGE Exam Session:	AJN-25

Contact Details

Mobile Number :	709903820	Alternate Mobile Number :	987654120
E-mail ID :	shabir.khan@mponline.gov.in		
Correspondence Address :	BHOPAL		

Domicile Details

Domicile of MP: MP

Qualification Details

Whether College is recognized by AICTE/NMC :	YES		
NMC Eligibility Dispatch/Certificate No.:	TEST	NMC Eligibility Certificate Date (DD/MM/YYYY) :	03/12/2025
Country, where Candidate did MBBS :	Belgium	Place, where Candidate did MBBS :	TEST
University, where candidate did MBBS :	TEST	College, where candidate did MBBS :	TEST
Month & Year of MBBS Degree or Equivalent to MBBS (MM/YYYY) :	December 2024		
Have you done internship in any state/country other than Madhya Pradesh :	YES		
Admission Year:	2019		

Enclosures

Sno.	Description	View
1	Class 10th Marksheet	View
2	Class 12th Marksheet	View
3	Eligibility Certificate from NMC	View
4	Degree of MBBS or Equivalent to MBBS	View
5	FMGE Certificate/Screening Test Passing Certificate	View
6	Self Declaration Affidavit Format - 'A'	View
7	MP State Domicile Certificate	View

Declaration

I have thoroughly read and understood all the instructions provided. I hereby, declare that all the information submitted by me in the application form is correct, true, and valid. I will present the supporting documents as and when required.

Fee Detail

Counselling Fee.: 1000/- (For All Candidates)

[Back to Registration form](#) [Proceed to Payment for Registration](#)

❖ **Step 10:- kindly choose the online payment gateway and pay the **Registration Fee.****

Net Banking Facility

MPOnline Payment Option

अगर आपके खाते से राशि कट जाए तथा रसीद प्राप्त नहीं हो तो कृपया **भुगतान पुनः सत्यापन की लिंक** पर जाकर (Reference No) का उपयोग कर पेमेंट का स्टेटस जांच ले, यदि आवेदन की रसीद अभी भी प्राप्त ना हो तो यह ट्रांजेक्शन फेल माना जावेगा और वह राशि आपको वापस कर दी जावेगी। अतः उक्त आवेदन का पुनः भुगतान करें। अधिक जानकारी एवं समस्या निवारण हेतु Customer Care Executive से संपर्क करें।

<p>Net Banking</p> <p>Debit / Credit Card</p> <p>UPI</p>	<p>Net Banking</p> <p>Only for SBI A/C Holders No transaction-processing fees</p> <p>PayGov India(All Major Banks) NDML for Govt. of India Rs 5 + service charges as transaction-processing fees for amount upto Rs 500, Rs 10 + service charges as transaction-processing fees for any amount from Rs 501 and above</p> <p>NetBanking for All Banks (HDFC CCAvenue PG) Rs 10 + service charges as Processing fees for Net Banking of All Banks</p>
---	--

Debit/Credit Card Facility

MPOnline Payment Option

अगर आपके खाते से राशि कट जाए तथा रसीद प्राप्त नहीं हो तो कृपया **भुगतान पुनः सत्यापन की लिंक** पर जाकर (Reference No) का उपयोग कर पेमेंट का स्टेटस जांच ले, यदि आवेदन की रसीद अभी भी प्राप्त ना हो तो यह ट्रांजेक्शन फेल माना जावेगा और वह राशि आपको वापस कर दी जावेगी। अतः उक्त आवेदन का पुनः भुगतान करें। अधिक जानकारी एवं समस्या निवारण हेतु Customer Care Executive से संपर्क करें।

<p>Net Banking</p> <p>Debit / Credit Card</p> <p>UPI</p>	<p>Debit / Credit Card</p> <p>HDFC CCAvenue Payment Gateway Only Credit Card- 0.75% Processing Fee</p> <p>PayGov India(All Major Banks) NDML for Govt. of India Debit Card - 0.75% for any amount less than Rs 2000 and 1% for amount greater than Rs 2000 Credit Card - 1% per transaction for any amount</p>
---	---

UPI Payment Facility


MPOnline Payment Option

अगर आपके खाते से राशि कट जाए तथा रसीद प्राप्त नहीं हो तो कृपया **भुगतान पुनः सत्यापन की लिंक** पर जाकर (Reference No) का उपयोग कर पेमेंट का स्टेटस जांच ले, यदि आवेदन की रसीद अभी भी प्राप्त ना हो तो यह ट्रांजेक्शन फेल माना जावेगा और वह राशि आपको वापस कर दी जावेगी। अतः उक्त आवेदन का पुनः भुगतान करें। अधिक जानकारी एवं समस्या निवारण हेतु Customer Care Executive से संपर्क करें।


<p>Net Banking</p> <p>Debit / Credit Card</p> <p>UPI</p>	<p>Pay through UPI</p> <p>PayGov India NDML for Govt. of India Nil for all transaction amounts</p> <p>HDFC CCAvenue Payment Gateway Nil for all transaction amounts</p>
---	--

- ❖ **Step 11:-** After successful payment of registration, the **receipt** will be generated. You may take a **print out** of the same for future reference.

Home | Departmental Website
Test User | Sign Out



Madhya Pradesh Medical Council
मध्य प्रदेश आयुर्विज्ञान परिषद्





MPonline Limited
आयुर्विज्ञान सेवा प्रदाता


User Name : RD55555555 | Home | Logout

MPMC-FMG Clinical Clerkship/Internship Counselling (DEC-2025)

Candidate Details

FMGE Roll No.:	RD55555555	Candidate's Name :	Test Candidate	 
Date of Birth (DD/MM/YYYY):	11/11/1995	Score Obtained (Out of 300):	701	
Father's Name:	Father Name	Gender:	MALE	
Result:	Pass	FMGE Exam Session:	DEC-23	

Payment Details

Transaction Id :	24090523510113601550	
Payment Date (DD/MM/YYYY) :	05/09/2024 11:17:23 AM	
Portal Charge (Rs.):	100	
Registration Fee (Rs.):	1000	
Total Fee (Rs.):	1100	

Contact Details

Mobile Number :	70*****53	Alternate Mobile Number :	98*****10
E-mail ID :	nit*****@mponline.gov.in		
Correspondence Address :	TEST ADDRESS		

Domicile Details

Domicile of MP :	MP
------------------	----

Qualification Details

Whether College is recognized by MCI/NMC :	YES		
NMC Eligibility Dispatch/Certificate No. :	123456789	NMC Eligibility Certificate Date (DD/MM/YYYY) :	01/07/2024
Country, where candidate did MBBS :	Australia	Place, where candidate did MBBS :	test
University, where candidate did MBBS :	test	College, where candidate did MBBS :	test
Month & Year of MBBS Degree or Equivalent to MBBS (MM/YYYY) :	April 2022		
Have you done internship in any state/country other than Madhya Pradesh :	YES		

Enclosures

Sno.	Description	View
1	Class 10th Marksheet	View
2	Class 12th Marksheet	View
3	Eligibility Certificate from NMC	View
4	Degree of MBBS or Equivalent to MBBS	View
5	FMGE Certificate/Screening Test Passing Certificate	View
6	Self Declaration Affidavit Format - 'A'	View
7	MP State Domicile Certificate	View


Authorized Kiosk Detail:- :K0799990054
KRISHNANAND JHA,802312

Candidate is responsible for data being entered in this form. Neither KIOSK/MPOnline nor MP Medical Council will be responsible for any kind of discrepancies found. Kindly check the detail before leaving the counter.

I have thoroughly read and understood all the instruction provided. I hereby declare that all the information submitted by me in the application form is correct, true, and valid. I will present the supporting documents as and when required.

Print Date:05 September 2024 11:17 AM

Print Continue

Powered by:  Mponline Limited
NAGARJUN

NOTE: -

1. After paying the registration fee, candidate will be able to download registration receipt and the **Candidate Registration** tracker will turn **green**.
2. If you want to edit your registration details after payment so you can edit your details through the **Edit Registration Form** option within the registration end date, as shown in the red circle below.

The screenshot displays the MPMC-FMG Clinical Clerkship/Internship Counselling (DEC-2025) portal. At the top, there are logos for Madhya Pradesh Medical Council, a caduceus symbol, and MPOonline Limited. The main heading is "MPMC-FMG Clinical Clerkship/Internship Counselling (DEC-2025)". Below this, a user navigation bar shows "User Name : RD55555555 | Home | Logout".

The central section is titled "Candidate's Status Tracker (First Round)". It features a progress bar with five stages: "Candidate Profile", "Candidate Registration", "Choice Filing and Locking", "View Allotment letter", and "Admitted at Institute". The "Candidate Profile" and "Candidate Registration" stages are highlighted in green, indicating they are completed. A legend below the bar defines the colors: green for "Stage Completed", grey for "Stage Not Completed", and red for "Rejected".

On the left side, there is a sidebar with "IMPORTANT LINKS" including:

- EDIT PROFILE
- REGISTRATION FORM
- EDIT REGISTRATION FORM** (circled in red)
- CHOICE FILING
- EDIT CHOICE FILING

The main content area shows "Candidate Details" in a table format:

FMGE Roll No.:	RD55555555	Candidate's Name :	Test Candidate	 
Date of Birth (DD/MM/YYYY):	11/11/1995	Score Obtained (Out of 300):	701	
Father's Name:	Father Name	Gender:	MALE	
Result:	Pass	FMGE Exam Session:	DEC-23	
Contact Details				

**Thank
You...**