

ALL INDIA INSTITUTE OF MEDICAL SCIENCES

NEW DELHI

PROSPECTUS



AIIMS
Exams

ALL INDIA
INSTITUTE
OF MEDICAL
SCIENCES
New Delhi



JANUARY 2023 SESSION

Fellowship Programme

IMPORTANT DATES AT A GLANCE

Last date for Online Registration of Application on AIIMS
website www.aiimsexams.ac.in

10.10.2022
(upto 5:00 P.M.)

Important Notice

1. Please fill the Online Application carefully. It may not be possible to make changes after Registration as indicated.
2. Any Amendment/Rectification/Change/Editing is NOT allowed in Name, Date of Birth and Community i.e. SC/ST/OBC(NCL)/UR/EWS & OPH status after payment of application fee through Debit/Credit Card/Net Banking.
3. Other changes in the online Registration/Application i.e. Nationality, sponsored to General, General to Sponsored etc. will NOT be permitted after 10.10.2022.
4. Applicants may note that further correspondence will NOT be entertained in this regard.

Date of Uploading Prospectus and Registration of Online Application through web portal	26.09.2022	Monday
Last date for Registration of Online application	10.10.2022	Monday

Fellowship Programme

• Status of Application & Rejected application with reason for rejection. Applicants are required to check status on 15.10.2022 through the Registration Status of My Page after Login.	14.10.2022	Friday
• Last date for submission of required documents for Regularization of Rejected Application. No Correspondence will be entertained after 19.10.2022 under any circumstances and candidates are requested NOT TO CONTACT the Examination Section.	19.10.2022	Wednesday
• Last date for Ministry of Health & Family Welfare, Govt. of India to forward an approval regarding "No Objection" to the Foreign National for appearing in the Fellowship Programme Entrance Examination for January, 2023 session .	19.10.2022	Wednesday
• Finalization of Centres and allotment of Roll Nos/Admit Card on website.	27.10.2022	Thursday
• Date of online (CBT) mode Examination	01.11.2022	Tuesday
• <i>Expected date of declaration of Result (Stage I)</i>	07.11.2022	Monday
• Departmental Assessment	16.11.2022 & 17.11.2022	Wednesday & Thursday
• Final Result	22.11.2022	Tuesday
• Last date for admission in the course of Fellowship Programme	28.02.2023	

To facilitate quick redressal of queries , login with login credentials and click on the link "Raise a Query" available on MY PAGE.

Declaration of Results

Results for Fellowship Programme will be only available on website at www.aiimsexams.ac.in
Result of individual candidate will NOT be informed on telephone and candidates are advised NOT to call the Examination Section for such information. However, individual result can be checked after declaration of final result from the website on My Page after Login credentials.

Application Fee

- General /OBC Category: Rs.2000/- + Transaction Charges as applicable
- SC / ST / EWS Category: Rs.1600/- + Transaction Charges as applicable
- OPH Candidates is exempted from any Fee

Mode of payment: Through Debit/Credit Card/Net Banking

All applicants are advised to read the Prospectus and Help Manual carefully before starting Online Registration and ensure that no column is left blank. In the event of rejection of the application form, no correspondence/request for reconsideration will be entertained. Applicants are also advised to download and take a print of the Registration Slip. They should retain a copy of Registration Slip till the completion of Admission Process.

Please visit www.aiimsexams.ac.in regularly for latest notification/announcement as well as any Addendum/ Dedendum/Corrigendum/Latest updates etc. regarding this Examination.

CONTENTS

Section	Particulars	Page No.
I	INTRODUCTION	1
II	AIMS and OBJECTIVES	1
III	Fellowship Programme: Number of seats, Eligibility, Duration and other terms & conditions etc.	2 – 8
IV	IMPORTANT INSTRUCTIONS APPLICABLE TO ALL EXAMINATIONS:	
	Instructions for filling the Online Application Form	8
	Online Registration & Submission of Application Form	8 - 9
	Status of online Registration, Documents to be Attached with Registration Slip	8 - 9
	SUBMISSION OF APPLICATION BY CANDIDATES WHO ARE EMPLOYED	9
	Requirements for Admission of Sponsored Candidates	9-10
	Requirements for Admission of Foreign Nationals/Overseas Citizen of India (OCI)	10
	Guidelines for AIIMS Faculty for the Fellowship Programme under sponsored category	10 - 11
	Submission of Caste Certificate by SC / ST / OBC Candidates	11
	Procedure if there is any Discrepancy Noticed	11-12
V	GENERAL INFORMATION	13 -14
VI	Appendix - I State Code	15
	Format of Sponsored Certificate	16-17
	Performa Prescribed for Other Backward Class (OBC)	18
	Form Prescribed for SC/ST Certificate	19
	Form Prescribed for EWS Certificate	20
VII	Appendix - II User Manual (Important Instructions for Applicants Filling Online Application Form)	21 – 38
VIII	Instructions related to Photograph, Signature and Left Thump Impression	39 – 51
	Disclaimer	51
	<i>Frequently Asked Questions Enquiries relating to Entrance Examination (FAQs)</i>	

शरीरमाद्यं खलु धर्मसाधनम्



INTRODUCTION

An Act of Parliament in 1956 established the All India Institute of Medical Sciences (AIIMS) as an autonomous institution of national importance and defined its objectives and functions. By virtue of this Act, the Institute grants its own medical degrees and other academic distinctions. The degrees granted by the Institute under the All India Institute of Medical Sciences Act are recognized medical qualifications for the purpose of the Indian Medical Council Act and notwithstanding anything contained therein, are deemed to be included in the first schedule of that Act, entitling the holders to the same privileges as those attached to the equivalent awards from the recognized Universities of India.

II

AIMS & OBJECTIVES

In the field of postgraduate and post doctoral education, the most important function of the Institute is to provide opportunities to train teachers for medical colleges in the country in an atmosphere of research and development. Fellowship Programme students are exposed to newer methods of teaching and given opportunities to actively participate in research and learning exercises. The other important objectives of the Institute is to bring together in one place educational facilities of the highest order for the training of personnel in all the important branches of health activity and to attain self-sufficiency in medical education. The educational principles and practices being adopted are best suited to the needs of the nation.

1. NUMBER OF SEATS

The facilities for Fellowship Programme are available in the following Subjects for **January, 2023** Session:

Subject Code	Department	Fellowship	Open Seats	Sponsored Seats	Total
51.	ANESTHESIOLOGY, PAIN MEDICINE AND CRITICAL CARE	PAIN MEDICINE	04	02	06
52.	CARDIAC-ANESTHESIOLOGY	PAEDIATRIC CARDIAC ANAESTHESIA	01	01	02
53.	CMETI	PART TIME CLINICAL RESEARCH METHODOLOGY AND EVIDENCE BASED MEDICINE	05	00	05
54.	CTVS	AORTIC SURGERY	01	01	02
55.	ENT	SKULL BASE SURGERY	01	01	02
57.	GASTROENTEROLOGY & HNU	ADVANCED GASTROINTESTINAL ENDOSCOPY	01	00	01
58.	GASTROENTEROLOGY & HNU	PANCREATOLOGY	01	00	01
59.	GASTROENTEROLOGY & HNU	INFLAMMATORY BOWEL DISEASES	01	00	01
60.	MEDICAL ONCOLOGY	BLOOD AND MARROW TRANSPLANTATION	01	00	01
61.	NEURO-ANESTHESIOLOGY & CRITICAL CARE	NEURO-CRITICAL CARE	01	00	01
62.	NEUROLOGY	STROKE	01	01	02
64.	NEURO-SURGERY	SPINE SURGERY	01	03	04
66.	NEURO-SURGERY	PEDIATRIC NEUROSURGERY	01	02	03
67.	OBST. & GYNAECOLOGY	MINIMALLY INVASIVE GYNAECOLOGICAL SURGERY	01	01	02
68.	OBST. & GYNAECOLOGY	URO-GYNAECOLOGY	01	01	02
69.	OBST. & GYNAECOLOGY	MATERNAL FETAL MEDICINE (MFM)	01	01	02
70.	ORTHODONTICS AND DENTOFACIAL DEFORMITIES, CDER	CLEFT AND CRANIOFACIAL ORTHODONTICS	01	00	01
71.	ORTHOPAEDICS	ARTHROSCOPY	02	02	04
72.	ORTHOPAEDICS	JOINT REPLACEMENT	00	02	02
73.	ORTHOPAEDICS	MUSCULOSKELETAL ONCOLOGY	02	02	04
75.	RADIO-DIAGNOSIS AND INTERVENTIONAL RADIOLOGY	DIAGNOSTIC AND INTERVENTIONAL G.I.RADIOLOGY	02	00	02
77.	RADIO-DIAGNOSIS AND INTERVENTIONAL RADIOLOGY	DIAGNOSTIC AND INTERVENTIONAL PEDIATRIC RADIOLOGY	01	00	01

78.	SURGERY	BARIATRIC AND METABOLIC SURGERY	00	01	01
79.	SURGERY	RENAL TRANSPLANT SURGERY	02	00	02
80.	UROLOGY	URO-ONCOLOGY	00	01	01
81.	UROLOGY	MINIMAL INVASIVE UROLOGY (LAPAROSCOPIC AND ROBOTICS)	01	01	02
82.	UROLOGY	GENITOURINARY RECONSTRUCTIVE SURGERY (ADULT)	02	01	03
		Total:	36	24	60

Note:-

1. Seats are advertised for Fellowship for different departments under sub group Open & Sponsored only.
2. No constitutional reservation seats are available/applicable for any seats for any Fellowship courses.
3. Number of seats advertised under Open & Sponsored group for various Fellowship in respective departments are not interchangeable/convertible between them as the application process is different.
4. Any seat remained vacant in respective category (Open/Sponsored) shall be carried forward for next session.

ELIGIBILITY FOR FELLOWSHIP PROGRAMMES:

1. (a) MD/MS Postgraduate degree or other Equivalent Degree recognized by the MCI in respective discipline.
(b) 3 years post PG teaching Experience as Senior Resident or equivalent post after obtaining the PG Degree in the concerned discipline only from a MCI recognized/permitted medical Institute/College.
Or
2. DM/M.Ch. or other Equivalent Degree recognized by Medical Council of India.

	Department	Fellowship	Required Qualification	Duration
51.	Anesthesiology, pain medicine & critical care	Fellowship in Pain Medicine	MD Postgraduate Degree in Anesthesiology/Physical Medicine Rehabilitation/Palliative Medicine from a University recognized by the Medical Council of India (MCI)/NMC with 3 years post PG teaching Experience as Senior Resident or equivalent post after obtaining the PG Degree in Anesthesiology/Physical Medicine Rehabilitation/Palliative Medicine in a MCI recognized hospital/permitted medical Institute/College or DM Onco-Anesthesiology or DM Neuro-Anesthesiology	1 year
52.	Cardiac-Anesthesiology	Pediatric Cardiac Anesthesia	MD Postgraduate Degree in Anesthesiology OR equivalent with 3 years post PG teaching Experience as Senior Resident or equivalent post after obtaining the PG Degree in Anesthesiology/ Cardiac Anesthesia in a MCI/NMC recognized teaching hospital/permitted medical Institute/College. OR DM in Cardiac Anesthesia or equivalent degree recognized by the MCI.	1 year
53.	CMETI	Part Time Clinical Research Methodology and Evidence Based Medicine	Only Faculty members of AIIMS (preferably at the level of Assistant & Associate Professor) both clinical and non-clinical departments of medical, dental, college of nursing can apply -NOC is required from HOD/Faculty Cell. -Faculty member required to submit a bond to serve the AIIMS for a period of Five years after Fellowship Certification or to pay Rs.20,00,000/- (Rupees Twenty Lakhs only). -Two publications required.	2 years (Part Time)

54.	CTVS	Aortic Surgery	M.Ch in Cardiothoracic and Vascular Surgery or equivalent degree recognized by the Medical Council of India (MCI).	2 years
55.	ENT	SKULL BASE SURGERY	MS in ENT or equivalent degree recognized by Medical Council of India with three years' experience as a Senior Resident or equivalent in a MCI recognized teaching hospital or M.Ch in Head & Neck Surgery and Oncology recognized by the Medical Council of India (MCI)	1 year
56.	Gastroenterology & HNU	Hepatology	DM/DNB in Gastroenterology/ Pediatric Gastroenterology or equivalent degree recognized by the Medical Council of India (MCI).	1 year
57.	Gastroenterology & HNU	Advanced Gastrointestinal Endoscopy	DM/DNB in Gastroenterology/ M.Ch. in G.I. Surgery or Equivalent degree recognized by Medical Council of India (MCI).	1 Year
58.	Gastroenterology & HNU	Pancreatology	DM/DNB in Gastroenterology/ M.Ch in G.I. Surgery or equivalent degree recognized by Medical Council of India (MCI).	1 year
59.	Gastroenterology & HNU	Inflammatory Bowel Disease	DM/DNB in Gastroenterology/Pediatric Gastroenterology or equivalent degree recognized by Medical Council of India (MCI).	1 year
60.	Medical Oncology	Blood and Marrow Transplantation	DM in Medical Oncology or Clinical Hematology or Pediatric Oncology or equivalent degree recognized by the Medical Council of India .	1 year
61.	Neuro-Anesthesiology & Critical Care	Neuro-Critical Care	MD Postgraduate Degree in Anesthesiology/ Medicine or equivalent degree recognized by Medical Council of India with 3 years post PG teaching Experience as Senior Resident or equivalent post after obtaining the PG Degree in Anesthesiology/Medicine in a MCI recognized teaching hospital / permitted medical Institute/ College OR (2) DM in Neuro-Anesthesiology/Neurology or equivalent degree OR (3) M.Ch. in Neuro-Surgery or equivalent degree recognized by the Medical Council of India (MCI).	1 year
62.	Neurology	Stroke	DM in Neurology or equivalent degree recognized by the Medical Council of India (MCI).	1 year
63.	Neuro-Surgery	Epilepsy Surgery and Functional Neurosurgery	M.Ch in Neuro-Surgery or equivalent degree recognized by the Medical Council of India (MCI).	2 years
64.	Neuro-Surgery	Spine Surgery	(1) MS Postgraduate Degree in Orthopedics or equivalent degree recognized by the Medical Council of India with 3 years post PG teaching Experience as Senior Resident or equivalent post after obtaining the PG Degree in Orthopedics in a MCI recognized teaching hospital / permitted medical Institute/College OR (2) M.Ch. in Neurosurgery or equivalent degree in Neurosurgery recognized by the Medical Council of India.	2 years
65.	Neuro-Surgery	Skull Base and Cerebrovascular Surgery (NS)	M.Ch in Neurosurgery or equivalent degree recognized by the Medical Council of India (MCI)	1 Year
66.	Neuro-Surgery	Pediatric Neurosurgery	M.Ch in Neurosurgery or equivalent degree recognized by the Medical Council of India (MCI).	1 year
67.	Obstetrics & Gynaecology	Minimally Invasive Gynaecological Surgery	MD/MS Postgraduate Degree in Obstetrics and Gynaecology or equivalent degree recognized by the MCI with 3 years post PG teaching Experience as Senior Resident or equivalent post after obtaining the PG Degree in	2 years

			Obstetrics in MCI recognized teaching hospital/permitted Medical Institute/College.	
68.	Obstetrics & Gynaecology	Uro-Gynaecology	MD/MS Postgraduate Degree in Obstetrics and Gynaecology or equivalent degree recognized by the MCI with 3 years post PG teaching Experience as Senior Resident or equivalent post after obtaining the PG Degree in Obstetrics & Gynaecology in MCI recognized teaching hospital/ permitted Medical Institute/College or M.Ch in Urology recognized by the Medical Council of India.	2 years
69.	Obstetrics & Gynaecology	Material Fetal Medicine in Department of Obst. Gynaecology	MD/MS Postgraduate Degree in Obstetrics and Gynaecology or equivalent degree recognized by the MCI with 3 years post PG teaching experience as Senior Resident or equivalent post after obtaining the PG degree in Obstetrics & Gynaecology in MCI recognized teaching hospital/permitted Medical Institute/College.	1 Year
70.	Orthodontics and Dentofacial Deformities, CDER	Cleft and Craniofacial Orthodontics	MDS Postgraduate Degree in Orthodontics or equivalent degree recognized by the Dental Council of India (DCI) and 3 years post PG teaching Experience as Senior Resident or equivalent post after obtaining the PG Degree in Orthodontics or equivalent teaching experience in a dental college or Institution recognized by DCI.	2 years
71.	Orthopaedics	Arthroscopy	MS Postgraduate Degree in Orthopaedics recognized by the Medical Council of India (MCI) with 3 years post PG teaching Experience as Senior Resident or equivalent post after obtaining the PG Degree in Orthopaedics in MCI recognized teaching hospital/ permitted Medical Institute/ College.	2 years
72.	Orthopaedics	Joint Replacement	MS Postgraduate Degree in Orthopaedics recognized by the Medical Council of India (MCI) with 3 years post PG teaching Experience as Senior Resident or equivalent post after obtaining the PG Degree in Orthopaedics in MCI recognized teaching hospital/ permitted Medical Institute/ College.	2 years
73.	Orthopaedics	Musculoskeletal Oncology	MS Postgraduate Degree in Orthopaedics recognized by the Medical Council of India (MCI) with 3 years post PG teaching Experience as Senior Resident or equivalent post after obtaining the PG Degree in Orthopaedics in MCI recognized teaching hospital/ permitted Medical Institute/ College.	2 years
74.	Orthopaedics	Pelvic-Acetabular Trauma	MS Postgraduate Degree in Orthopaedics recognized by the Medical Council of India (MCI) with 3 years post PG teaching Experience as Senior Resident or equivalent post after obtaining the PG Degree in Orthopaedics in MCI recognized teaching hospital/ permitted Medical Institute/ College.	1 year
75.	Radio-Diagnosis And Interventional Radiology	Diagnostic and Interventional G.I. Radiology	MD Postgraduate Degree in Radio Diagnosis or equivalent degree recognised by Medical Council of India with 3 years post PG teaching Experience as Senior Resident or equivalent post after obtaining the PG Degree in Radiology in a MCI recognised teaching hospital/ permitted medical Institute/College.	1 year

76.	Radio-Diagnosis And Interventional Radiology	Diagnostic and Interventional Thoracic Radiology	MD Postgraduate Degree in Radio Diagnosis or equivalent degree recognised by Medical Council of India with 3 years post PG teaching Experience as Senior Resident or equivalent post after obtaining the PG Degree in Radiology in a MCI recognized teaching hospital/ permitted medical Institute/College.	1 year
77.	Radio-Diagnosis And Interventional Radiology	Diagnostic and Interventional Paediatric Radiology	MD Postgraduate Degree in Radio Diagnosis or equivalent degree recognised by Medical Council of India 3 years post PG teaching Experience as Senior Resident or equivalent post after obtaining the PG Degree in Radiology in a MCI recognized teaching hospital/ permitted medical Institute/ College.	1 year
78.	Surgery	Bariatric and Metabolic Surgery	MS Postgraduate Degree in General Surgery or equivalent degree recognized by the Medical Council of India with 3 years post PG teaching Experience as Senior Resident or equivalent post after obtaining the PG Degree in General Surgery in a MCI recognised teaching hospital/ permitted medical Institute/ College.	2 years
79.	Surgery	Renal Transplant Surgery	(1) MS Postgraduate Degree in General Surgery or equivalent degree recognized by the Medical Council of India 3 years post PG teaching Experience as Senior Resident or equivalent post after obtaining the PG Degree in General Surgery in a MCI recognized teaching hospital/ permitted medical Institute/College OR (2) M.Ch in Urology from a university recognized by MCI.	2 years
80.	Urology	Uro-Oncology	M.Ch in Urology or equivalent degree recognized by the Medical Council of India.	2 years
81.	Urology	Minimal Invasive Urology Laparoscopic and Robotics	M.Ch in Urology or equivalent degree recognized by the Medical Council of India.	2 years
82.	Urology	Genitourinary Reconstructive Surgery -Adult	M.Ch in Urology or equivalent degree recognized by the Medical Council of India (MCI).	2 years

• The candidates must have completed the requisite qualification, degree and tenure by 31.01.2023. The candidates who are likely to complete their 3 years' requisite qualification, degree and tenure after 31.01.2023 will not eligible to appear in this examination.

• **Last Date of Experience: 31st JANUARY, 2023**





3. CENTRES FOR COMPETITIVE ENTRANCE EXAMINATION

- The Examination will be conducted in Delhi/NCR **in online mode only [Computer Based Test (CBT)]**
- Applicants are advised to register themselves and submit their application form at the earliest without waiting for the last date, to avoid last minute rush.

Sl. No.	Name of City	Code
1.	Delhi/NCR	01

4. SCHEME OF MARKING

- Each correct response will get a score of 1 mark.
- Each incorrect response will get a score of -1/3 (minus-one-third).
- No credit will be given for the questions not answered or marked for review (*Questions marked for review shall be considered as unanswered.*)

			
CORRECT	WRONG	FOR REVIEW	NOT ANSWERED
+1	- 1/3	0	0

If any discrepancy in any question is found in the Entrance Examination, the candidate is advised to write to Associate Dean (Exam), AIIMS, New Delhi – 110 608 within 24 hours on E-mail subdeanexamsaiims@hotmail.com. This mail will only be used for discrepancy related to question. For other query login with your credentials and click on “Raise a Query” link available on MY PAGE.

Selections for Fellowship Programme are made through 2-Stage Performance Evaluation basis:

Stage I: Written test carrying **60 marks of 60 minutes’ duration** in the subject wherein the candidate has applied for. The question paper will consist of **60 Multiple Choice Questions (MCQs)**.

Stage II: Out of the candidates who have secured **50% or more marks [as per the decision of the meeting of the 116th Academic committee (item No. AC/116/10 dated 06.03.2018)]** in the written test (Stage-I), candidates 3 times the number of seats advertised will be called for departmental clinical/practical/lab based assessment (carrying **40 marks**).

- (a) Candidate must secure **50% marks in Stage-I to qualify for Stage-II (Departmental Assessment)**.
- (b) Candidate must secure **Overall more than 50% to become eligible for admission (Both in Stage-I & Stage-II combined)**
- (c) In case candidate gets **>50% marks in Stage-I & <50% marks in Stage I & II combined, he will not be eligible for admission.**

Final Selection: Final result will be declared based on total marks obtained in stage-1 and Stage-II Examination.

Note: I) The result of Stage-I will be available on website of the Examination Section. No individual intimation will be communicated to candidates.

- II) Candidates who fail to attend any of the two stages mentioned above will not be eligible for admission.

Selected candidates are required to join between **01/01/2023 to 15/01/2023**. The competent authority may permit an extension of joining till **31/01/2023** based on the merit of each case.

- III) **Last date for admission the Fellowship Programme will be 28.02.2023. In any circumstances, last date for admission will not be extended after 28th February, 2023.**

6. METHOD OF RESOLVING TIES

According to age (Date of birth), the older candidate shall get preference over the younger one.

7. AGE LIMIT: No Upper age limit. However, for AIIMS, New Delhi Faculty applying under sponsorship category should be below 50 years on the last date of the online Registration.

8. Admission FEES: Rs.125/- for open candidate and Rs.1295/- for Sponsored Candidate.

9. LEAVE: 1st year 24 days and 2nd Year 30 days

- A. **MATERNITY LEAVE:** The female fellows are entitled for maternity leaves as per Govt. of India rules during their course with full pay. Their period of registration / training will be extended for the equivalent period. The candidate will have to work for the extended period and the final examination of the candidate shall be held with next batch.

Maternity leave period will be assessed in a manner similar to EOL for the purpose of calculation of extension of tenure and postponement of exams. The period of registration and training will be extended for the number of days of Maternity Leave and the exam will be postponed by one session.

- B. PATERNITY LEAVE:** The Male fellows are entitled for paternity leaves as per Govt. of India rules. The tenure will be extended and exams will be postponed only if the total leaves exceed 24 days (for one-year fellowship programs) and 54 days (for 2 years' fellowship programs)

10. EMOLUMENTS

Emoluments as applicable to the post of Senior Resident (3rd year plus 2 increments) as per 7th CPC as applicable. However, sponsored candidates are not entitled for any emoluments

11. THESIS/DISSERTATION: NA

12. LOG BOOK:

The candidates should maintain a logbook to maintain the record of day to day activities.

13. EXIT EXAMINATION

40% Internal Assessment and 60% Final Exit Examination (Practical only).

IV

IMPORTANT INSTRUCTION APPLICABLE TO FELLOWSHIP PROGRAMME EXAMINATIONS

1. ONLINE REGISTRATION & SUBMISSION OF APPLICATION FORM

Candidate should fill in the Online Application with utmost care and follow the instructions and help manual as given in the APPENDIX – II of the Prospectus, step by step. Candidate should fill in the Online Application form correctly. Incorrect filled form may leads to rejection.

A candidate seeking admission to the Entrance Examination is required to submit his/her application in the prescribed format available online with the Prospectus on www.aiimsexams.ac.in. The cost of Application Form includes the fee for entrance examination which is non-refundable and no correspondence in this regard will be entertained. The candidate is required to go through the Prospectus carefully and acquaint himself/herself with all requirements with regard to filling of the online application form.

Online Registration: After selecting the online registration, fill the mandatory details asked for and deposit the prescribed fee through Debit/Credit card/Net Banking. After submitting fees filled required information step by step. Follow the Instructions scrupulously.

It will be the responsibility of the candidate to ensure that correct details are filled in the Registration Slip. The Institute will not be responsible for any incorrect information/cancellation of candidature/loss or lack of communication etc. due to wrong filled online Application form.

All applicants are required to ensure that Photo/Signature/Left Thumb Impression is uploaded according to the instructions provided in the Prospectus. Failure to do so may result in rejection of applications.

2. FILING OF MORE THAN ONE APPLICATION/DUPLICATE APPLICATION FORM: -

No candidate is allowed to fill more than one application against the Seat/Department/Subject.

Duplicate applications form as any applicant will result in cancellation of all such applications. No intimation regarding such rejections will be given to the candidate a registration fees submitted against subject application will automatically be forfeited.

All applicants are required to ensure that Photo/Signature/Left Thumb Impression is uploaded according to the instructions provided in the Prospectus. Failure to do so may result in rejection of applications.

3. FILLING OF NAME OF COLLEGE OF UG & PG COURSES

There will be drop down facility of College Code and Name of College for qualifying of Undergraduate course in the Online Registration form. However, for qualifying of Postgraduate Course the name of College where the course has done will be filled by the candidate manually in the Text Box.

4. STATUS OF ONLINE REGISTRATION

Acknowledgement of successful Online Registration will be forwarded to applicant's Registered Email ID. The Registration Form will remain Under Review regarding uploaded images and eligibility. However, candidates can check their status of uploaded images within two working days from the date of online Registration is done and subsequent further status updates. The rejected images can be updated till the registration is open.

The candidates are advised to check final status of their Registration Form regarding images and eligibility and Admit Card which will be available on AIIMS website www.aiimsexams.ac.in as per the schedule mentioned in the "IMPORTANT DATES AT A GLANCE".

Admit Card for Accepted Registration Form will only be uploaded on the website. If the status of Registration Form or Admit Card is not available on website, he/she should immediately write an email to the Assistant Controller of Examinations, AIIMS New Delhi-110608. Or **login with your credentials and click on "Raise a Query" link available on MY PAGE**.

5. DOCUMENTS TO BE ATTACHED WITH REGISTRATION SLIP

1) No document is required, except the following applicability:

(i) Sponsored Candidates and Foreign nationals.

1)	Sponsorship Certificate (in the case of sponsored candidate) in the format prescribed in the Prospectus, duly completed and signed by the competent authority.
2)	NOC from Ministry of Health & Family Welfare in case of Foreign National.

Note: Sponsored/Foreign national category candidates should send the above documents in a separate envelope to the **Asstt. Controller (Examinations), Examination Section, AIIMS, Ansari Nagar, New Delhi - 110 608** indicating their Registration No. on the top of the envelope and on the documents followed by the name of Department/Fellowship applied for.

(ii) The candidates who will qualify in Stage I result and called for Departmental Assessment must upload their **self-attested/attested copies of certificates/documents in support of their educational qualifications, marks, date of birth, category, experience etc. as indicated in Prospectus/Stage-I Result on website through My Page by login their credentials on the specific day mentioned in the Stage I result and Prospectus. Documents sent/submitted through speed post or in person will not be accepted**

If a candidate fails to submit attested copies of the requisite documents as above, his/her candidature will be cancelled and he/she will not be allowed to participate in subsequent stages of selection/admission process.

6. SUBMISSION OF APPLICATION BY CANDIDATES WHO ARE EMPLOYED

The Institute does not have any objection if the candidates in employment apply for the above Fellowship Programme (except Sponsored candidates must submit their applications through proper channel). However, all such candidates should inform their employer in writing that they are applying for this Entrance Examination & must submit NOC (No Objection Certificate) issued by Employer at the time of Document Verification before Departmental Assessment. They should also sign the Undertaking in the down loaded copy of Registration Slip that they have informed their employer about the submission of the application to AIIMS. If any communication is received from their department/office withholding permission to the candidate's appearing at the entrance examination/admission to the Fellowship Programme, the candidature/admission of the candidate will be cancelled, and no further correspondence in this regard will be entertained. **(Sponsored candidates are required to route their Registration Slip through proper channel).**

- Any concealment of information on current employment/pursuance of course/Experience etc. in application form shall lead to cancellation of candidature.

7. REQUIREMENTS FOR ADMISSION OF "SPONSORED" CANDIDATES

- Candidates who are permanent employees of any Central/State Government/Armed Forces or the Public Sector Undertaking/Autonomous Body can be sponsored by the respective Government/Defence Authorities or the Competent Authorities of PSU/Autonomous Body.**
- A State Government can sponsor candidates only for those Fellowship Programme which are not available in the State. A certificate regarding non-availability of the Fellowship (for which the candidate is being sponsored) in the concerned State, duly **signed by the Secretary/Director General of Health Services of the Central / State Government/ DGAFFMS/Competent Authority or PSU/Autonomous Body viz. Director/Executive Head of the concerned organization**, should be furnished in the format prescribed for this purpose.
- All eligible **"sponsored"** candidates will be called by the Institute for an entrance test.
- Seats as shown in the prospectus are available for **"sponsored"** candidates. Sponsored candidates will be designated as **"Fellow"**.

- e) The subject for which the candidate is being sponsored should be clearly specified in the sponsorship form by the sponsoring authority. The candidate can be sponsored for **only one subject**. The applications of those candidates who are sponsored for more than one subject will not be considered.
- f) No "**Sponsored**" candidate will be paid any emoluments to the Institute during the training period. Such payments will be the responsibility of the sponsoring authority (i.e. Central/State Government or Defense Authorities).
- g) Sponsored candidates must submit/send **sponsorship certificate in original** from their employers in the following format along with the application form to the **Asstt. Controller of Examinations, Examination Section, 1st Floor, Convergence Block, AIIMS, New Delhi-110 608**. Those who fail to do so should submit it before the date of issue of Admit Cards as mentioned under "AT A GLANCE" in the Prospectus failing which their candidature will be cancelled.

8. REQUIREMENTS FOR ADMISSION OF FOREIGN NATIONALS/OVERSEAS CITIZEN OF INDIA (OCI)

- a) Foreign nationals are required to fill in the prescribed online application form indicating the choice of subject (only one subject) for admission to award of **Fellowship Programme**.
- b) The foreign nationals are required to send their Registration Slip of Online application through Diplomatic Channel. They are also required to appear in the Competitive Entrance Examination along with other candidates. An 'Advance Copy' to be submitted at AIIMS, New Delhi before the last date of online registration. However, the application of all such candidates will be processed only after receipt of the same through Diplomatic Channel.
- c) The foreign nationals will be considered against the seats advertised under the "Sponsored" category for Fellowship **Programme**. They should be registered with MCI before they will be allowed to join the said course. If they are selected for the same.
- d) Seats are not reserved in any discipline for foreign nationals (except the bilateral agreement between the Government of India and any other nation).
- e) Nominations/No objection for the candidate should reach the Examination Section before the date of issue of the Admit Card as specified under "AT A GLANCE". In case of non-receipt of the nominations/clearance/no objection from the concerned Ministry by due date, their candidature will not be considered.
- f) No emoluments will be paid by AIIMS to the Foreign National candidates.
- g) **OVERSEAS CITIZEN OF INDIA (OCI)**: OCI registered under Section 7A of Citizenship Act 1955 are also eligible to appear in Fellowship Programme and all terms and conditions applicable for Indian Nationals will be applicable to the candidates. The candidate will submit proof of Registration as OCI under Section 7A of Citizenship Act 1955 to be eligible to appear for this test.

9. GUIDELINES FOR AIIMS, NEW DELHI FACULTY FOR THE FELLOWSHIP PROGRAMME UNDER SPONSORED CATEGORY

1. Members of the medical faculty (Only AIIMS, New Delhi) can apply for registration to Fellowship course as in-service candidate.
2. At any time only one out of a 5 Faculty members in a particular department can be registered as Fellowship courses and not more than 2 candidates in any department at any given time, will be registered as Fellowship candidates in a particular department where there are more than 5 faculty members.
3. Individual opting to pursue the course should be below 50 years of age.
4. Faculty member seeking admission under this category should only be registered for Fellowship programme in the same department in which he/she is working. (115 Academic Committee 22.11.2016).
5. The faculty should be a regular employee of the AIIMS, New Delhi & should have rendered a minimum of 3 years continuous service as faculty at the Institute.
6. The Candidate admitted under this category will be considered as in service candidate provided the Head of the Department certifies that (a) such training will help in patient care/teaching/research of the Department (b) the work of the department will not suffer and no additional staff will be asked for.
7. The faculty member who has registered himself/herself as Fellowship Programme will not be eligible to be Guide/Co-Guide of any other Fellowship candidate in the concerned department during the time he/she is undergoing the course.

8. (a) The faculty members (AIIMS, New Delhi) may apply through proper channel as sponsored candidates and appear for the entrance examination.
 - (a) Through proper channel for open entrance examination if sponsored seat are not available.
9. Candidates selected for pursuing the said course has to pay Fellowship fee etc.
10. Faculty member has to execute a bond that he/she will serve the institute for a period not less than five years after completing the said course failing to which they are liable to return the total salary, allowances and any amount paid to them by the institute during their course alongwith a penalty amount of Rs.20 Lacs. In case of violation of compliance of the provisions of the executed bond appropriate legal action shall be initiated against the defaulters.
11. During the period of the course, the in-service/faculty member will be treated as on study leave.
12. The period of study leave for the said course within the same Department or within AIIMS will be counted for the purpose of A.P.S. Those who are availing study leave for courses outside AIIMS the period will not be counted for A.P.S.
13. The candidate/faculty will not be entitled for winter/summer vacation during the entire course and he/she will be eligible for leaves as per the Residency Scheme.
14. Duties/Responsibilities of the trainee will be as per the Residency Scheme.
15. In-service candidates will have the option to pursue this course in any stream, subject to the availability of seats and forwarding of their applications through proper channel.
16. Candidate/faculty will be allowed to avail of study leave for pursuing Fellowship courses only one during the entire service.
17. Salary and other allowances of the concerned faculty member will remain unchanged.

10. SUBMISSION OF CASTE/INCOME CERTIFICATE BY SC/ST/OBC/EWS CANDIDATES

After declaration of result of the Entrance Examination, candidates belong to Scheduled Caste/Scheduled Tribe/Economic Weaker Section and Other Backward Classes should submit, along with other requisite documents, an attested copy of a certificate from any one of the following **authorities stating that the candidate belongs to Scheduled Caste, Scheduled Tribe, Economic Weaker Section or Other Backward Classes in the prescribed form.**

- A. District Magistrate, Additional District Magistrate, Collector, Deputy Commissioner, Additional Deputy Commissioner, Deputy Collector, 1st Class Stipendiary Magistrate, City Magistrate, Sub-Divisional Magistrate, Taluka Magistrate, Executive Magistrate, Extra Assistant Commissioner.
- B. Chief Presidency Magistrate/Additional Chief Presidency Magistrate/Presidency Magistrate.
- C. Revenue Officer not below the rank of Tehsildar.
- D. Sub-Divisional Officer of the area where the candidate and his or her family normally resides.
- E. Administrator/Secretary to Administrator/Development Officer (Lakshadweep Island) or as authorised in the Constitution.

The candidate will be required to submit an undertaking to the effect of their caste. The detection of any discrepancy in the caste certificate shall entail cancellation of registration. This is as per the provisions made by Ministry of Personnel, Public Grievances and Pensions vide their order No. 36033/4/97-Estt. (RES) dated 25.7.2003 and No. 36011/3/2005-Estt. (RES) dated 9.9.2005 respectively.

* Valid OBC/EWS certificate must have been issued within one years prior to the last date of application.

Candidates must note that a certificate from any other person/authority will not be accepted and no further correspondence in this regard shall be entertained. The name, designation and the seal of the officer should be legible in the certificate.

11. **PROCEDURE IF THERE IS ANY DISCREPANCY NOTICED:** Discrepancy, if any, in the date and time of the entrance examination mentioned in the Prospectus, Admit Card etc. should be immediately brought to the notice of the **Assistant Controller (Examinations), AIIMS, New Delhi** through email. Complaints received after the examination will not be entertained. *In case any discrepancy is found in the information provided in the various documents, the data provided on the Application Form will be considered as final for all purposes.*
12. It will be the responsibility of the candidate to ensure that correct address, Mobile No. & email ID in the Application Form is filled. The Institute shall not be responsible for any miscommunication due to incorrect address, Mobile No. And email ID given by the applicant on the Application Form or non-receipt for any communication.

13. **Downloadable Admit cards of all the eligible candidates will be hosted on website www.aiimsexams.ac.in as per the schedule mentioned under 'AT A GLANCE'. All the candidates are advised to download their Admit Cards from the website. It may please be noted that the Admit Cards will not be sent by Post.**
14. Any Change in the address mobile No. and email ID should be immediately intimated to this office. Candidate should also ensure that any communication sent at the previous address is redirected to him/her at the new address.
15. If a candidate is at any stage found to have provided false information/certificate or is found to have withheld or concealed some information in his/her application form, he/she will be debarred from admission, his/her residency will be terminated with immediate effect.
16. If ineligibility is detected at any stage, candidature/admission of the candidate will be cancelled without any notice.
17. Candidate must not obtain or give or attempt to obtain or give irregular assistance of any kind during the examination; this will entail expulsion and cancellation of candidature for the examination. The admission of the candidate will be cancelled and appropriate criminal/civil proceedings will be initiated against the candidates, if at any stage of the examination the candidate is found to have secured admission by using any unfair means.
18. The Institute will not intimate the result of Entrance Test individually. No correspondence in this regard will be entertained. **However, the marks of individual candidate will be made available on AIIMS website www.aiimsexams.ac.in after declaration of final result by login credential on my page.**
19. There is no provision for re-checking/re-evaluation of the answer sheets and no query in this regard will be entertained.
20. The decision of the Director of the Institute shall be final in the matter of selection of candidates for admission to various courses and no appeal will be entertained in this regard.
21. Selected candidates must join the Fellowship Programme on the date stipulated in the letter of selection, failing which the selection/admission shall stand cancelled/withdrawn.
22. The selected candidates will have to submit the original Permanent Registration Certificate at the time of joining.
23. The selection of Fellowship Programme will be subject to medical fitness. No selected candidate will be permitted to pay fee/join the Fellowship Programme unless declared medically fit by the Medical Board appointed by the Institute. The decision of the Medical Board shall be final.
24. Each candidate selected for admission shall have to pay the fee/dues within the prescribed period failing which his/her admission shall be cancelled.
25. Private practice in any form during the Fellowship is prohibited. The period of training is strictly full time and continuous.
26. The rules are subject to change in accordance with the decision of the Institute to be taken from time to time.
27. **Any dispute in regard to any matter referred to herein shall be subject to the jurisdiction of Delhi Courts alone.**

शरीरमाद्यं खलु धर्मसाधनम्

1. HOSTEL ACCOMMODATION

It will not be possible to provide him / her hostel accommodation. He / She will have to make his / her own arrangements for the accommodation.

2. INSTITUTE LIBRARY

The Institute library is well stocked with all important medical books and journals. Other facilities include photocopying, Medline, video monitor facilities and modern learning resources materials (LRM). Books and periodicals are loaned to bonafide members for a specified period of time.

The National Medical Library is also situated in the vicinity of the Institute campus.

3. CODE OF CONDUCT FOR STUDENTS AT AIIMS, NEW DELHI**(i) Maintenance of Discipline among students of the AIIMS:**

1. All powers relating to discipline and disciplinary action are vested with the Director, AIIMS.
2. The Director, AIIMS may delegate all such powers, as he/she deems proper to the Dean and to such other persons as he/she may specify on his behalf.
3. without prejudice to the generality of power to enforce discipline under the Rules. The following shall amount to acts of gross indiscipline:
 - a) Physical assault or threat to use physical force against any member of the teaching or non-teaching staff of any Department/Centre of AIIMS or any other persons within the premises/ Campus of AIIMS.
 - b) Carrying or use or threat of use of any weapon.
 - c) Violation of the status, dignity and honour of students belonging to the Scheduled Castes, Scheduled Tribes and Other Backward Castes.
 - d) Any practice, whether verbal or otherwise, derogatory to women.
 - e) Any attempt at bribing or corruption in any manner.
 - f) Willful destruction of institutional property.
 - g) Creating ill-will or intolerance on religious or communal grounds.
 - h) Causing disruption in any manner of the functioning of the AIIMS, New Delhi.
- i) **Regarding ragging the directive of Supreme Court will be followed strictly. It is as under: "As per direction of the Hon'ble Supreme Court of India, the Government has banned ragging completely in any form inside and outside of the campus and the Institute authorities are determined not to allow any form of the ragging. Whoever directly or indirectly commits, participates in abets or instigates ragging within or outside any educational Institution, shall be suspended, expelled or rusticated from the Institution and shall also be liable to fine which may extend to Rs. 10,000/-. The punishment may also include cancellation of admission suspension from attending the classes, withholding/withdrawing fellowship/scholarship and other financial benefits, withholding or cancelling the result. The decision shall be taken by the Head of the Institution."**
4. Without prejudice to the generality of his/her powers relating to the maintenance of discipline and taking such action in the interest of maintaining discipline as may seem to him/her appropriate. The Director, May in exercise of his/her powers aforesaid order or direct that any student or students.
 - a) Be expelled;
 - b) Be, for a stated period: be not for a stated period, admitted to a course or courses of study in AIIMS.
 - c) Be fined with a sum of rupees that may be specified;
 - d) Be debarred from taking any examination(s) for one or more semesters.
 - e) Withhold the result of the student(s) concerned in the Examination(s) in which he/she or they have appeared be cancelled.
 - f) Be prohibited for appearing or completing any examination for any unfair means like copying taking notes, mobiles or any other electronic gadgets inside the examination halls.

5. At the time of admission, every student shall be required to sign a declaration that on admission he/she submits himself/herself to the disciplinary jurisdiction of the Director and several authorities of the AIIMS who may be vested with the authority to exercise discipline under the Acts, the Statutes, the Rules and the rules that have been framed there under by competent authorities of AIIMS.

(ii) Prohibition of and Punishment for Ragging:

1. Ragging in any form is strictly prohibited, within the premises of College/Department of Institution and any part of AIIMS and also outside the AIIMS Campus.
2. Any individual or collective act or practice or ragging constitute gross indiscipline shall be dealt with under this Rules.
3. Ragging for the purposes of this rules, ordinarily means any act, conduct or practice by which dominant power or status of senior students is brought to bear on students freshly enrolled or students who are, in any way, considered junior or inferior by other students and includes individual or collective acts or practice which :
 - a) Involve physical assault or threat or use of physical force;
 - b) Violate the status, dignity and honour of women students;
 - c) Violate the status; dignity and honour of students belonging to the Scheduled Castes, Scheduled Tribes and Other Backward Castes.
 - d) Expose students to ridicule and contempt and affect their self-esteem;
 - e) Entail verbal abuse and aggression, indecent gesture and obscene behavior.
4. The Director, Dean, Hostel Superintendent and Faculty of AIIMS shall take immediate action on any information of the occurrence of ragging.
5. Notwithstanding anything in Clause (4) above, the Dean or any other Faculty member/or authority may also *suo moto* enquire into any incident of ragging and make a report to the Director of the identity of those who have engaged and the nature of the incident.
6. The Dean may also submit an initial report establishing the identity of the perpetrators of ragging and the nature of the ragging incident.
7. On the receipt of a report under clause (5) or (6) or a determination by the relevant authority disclosing the occurrence or ragging incidents described in the Clause 3(a), (b) and (c) the Director shall direct or order rustication of a student or students for a specific number of semester.
8. The Director may in other cases of ragging order or direct that any student or students be expelled or be not, for a stated period, admitted to a course of study as AIIMS, departmental examination for one or more semesters or that the result of the student or students concerned in the examination(s) in which they appeared be cancelled.
9. In case where students who have obtained degree(s) of AIIMS are found guilty under this Rules, appropriate action will be taken for withdrawal of degrees conferred by the AIIMS.
10. For the purpose of this Rules, abetment to ragging will also amount to ragging.

(iii) Anti Sexual Harassment Monitoring Committee:

A statutory committee, comprising of members from the teaching and non-teaching staff as well as students looks into matters related to sexual harassment of students and staff in the college. Any person aggrieved in this matter may fearlessly approach the committee for a fair and concerned hearing and redressal.

(iv) Unauthorised absence of students:

Unauthorised absence of students will be informed to the Students and also Parents or Local Guardians. At least 3 reminders will be issued with a gap of 10 days by the Academic Section to these students. Thereafter the action of cancellation of the registration of the concerned will be decided by the Dean/ Director, AIIMS.

शरीरमाद्यं खलु धर्मसाधनम्

Code	States / U. T.	Code	States / U. T.
01	Andhra Pradesh	19	Mizoram
02	Arunachal Pradesh	20	Nagaland
03	Assam	21	Orissa
04	Bihar	22	Punjab
05	Chhattisgarh	23	Rajasthan
06	Delhi	24	Sikkim
07	Gujarat	25	Tamil Nadu
08	Goa	26	Telangana
09	Haryana	27	Tripura
10	Himachal Pradesh	28	Uttar Pradesh
11	Jammu & Kashmir	29	Uttarakhand
12	Jharkhand	30	West Bengal
13	Karnataka	31	Andaman & Nicobar
14	Kerala	32	Chandigarh
15	Madhya Pradesh	33	Dadra & Nagar Haveli
16	Maharashtra	34	Daman and Diu
17	Manipur	35	Lakshadweep
18	Meghalaya	36	Puducherry

99	Medical Council of India (MCI)
----	--------------------------------

Note: The doctors registered with **Medical Council of India** should select MCI.

शरीरमाद्यं खलु धर्मसाधनम्

FORMAT OF SPONSORSHIP CERTIFICATE BY CENTRAL/STATE GOVT./ ARMED FORCES (SPONSORING AUTHORITIES)

1. I certify that Dr./Miss/Mrs./Mr.* _____ is being sponsored for training leading to the award of **Fellowship Programme** in _____ at All India Institute of Medical Sciences for the session commencing in **JANUARY, 2023**.
2. That Dr./Miss/Mrs./Mr.* _____ is a permanent employee of _____ (name of the State/Central Govt. Dept./Office/Armed Forces/ the Competent Authorities of PSU/Autonomous Body etc.)
3. That Fellowship Programme for which the candidate is being sponsored, is not available in this State.
4. That he/she after getting the training at the AIIMS will be suitably employed by the sponsoring authority in the specialty in which training is to be provided in All India Institute of Medical Sciences.
5. That the candidate will be paid all emoluments by the sponsoring authority during the entire training period. Such payment will not be the responsibility of the All India Institute of Medical Sciences.
6. That the candidate is being sponsored for the entire duration of the course as specified in the prospectus for the above mentioned course.

Date: _____

Place: _____

Signature of _____
Sponsoring authority

Name _____
(In BLOCK LETTERS)

Designation _____

Office Seal _____

*Delete whichever is not required.

IMPORTANT:

- (i) **The above certificate, duly signed only by the Competent Authority i.e. Secretary/Director General of Health Services of the Central/State Government concerned/ DGAFMS/ Director/ Executive Head, will be considered.**
- (ii) No addition or alteration in the above certificate is allowed.
- (iii) Subject/Discipline must be specified in the sponsorship certificate failing which the candidature will not be considered under the sponsored category.

NOTE 1: While sponsoring the candidates, the Central/State Government/Defence Authorities/PSU/Autonomous Bodies should furnish a certificate prescribed for this purpose duly completed and signed by the competent authority.

NOTE 2: The 'Sponsorship Certificate' should indicate the discipline/speciality for which the candidate is being sponsored, failing which the application will not be considered under the Sponsored Category.

**FORMAT OF SPONSORSHIP CERTIFICATE FOR AIIMS, NEW DELHI FACULTY
(SPONSORING AUTHORITY)**

1. I certify that Dr. /Miss/Mrs./Mr. _____ is being sponsored for training leading to the award of **Fellowship Programme** in _____ at All India Institute of Medical Sciences, New Delhi for the session commencing in **JANUARY, 2023**.
2. That Dr./Miss/Mrs./Mr. _____ is a permanent employee of All India Institute of Medical Sciences, Ansari Nagar, New Delhi-110608 and is currently in the designation of _____ department of _____.
3. That the candidate is being sponsored for the entire duration of the course as specified in the prospectus for the above mentioned course.
4. That the candidate is fulfilling all terms and conditions mentioned in the guidelines for sponsored candidates serving in All India Institute of Medical Sciences, Ansari Nagar, New Delhi-110608.

Signature of _____
Sponsoring authority

Date: _____

Name _____
(In BLOCK LETTERS)

Place: _____

Designation _____

Office Seal _____

IMPORTANT:

- (i) **The above certificate, duly signed only by the Competent Authority of All India Institute of Medical Sciences, Ansari Nagar, New Delhi-110608, will be considered.**
- (ii) No addition or alteration in the above certificate is allowed
- (iii) Subject/Discipline must be specified in the sponsorship certificate failing which the candidature will not be considered under the sponsored category.

शरीरमाद्यं खलु धर्मसाधनम्

PROFORMA FOR OTHER BACKWARD CLASS (OBC) CERTIFICATE

(Certificate to be Produced by other Backward Classes applying for Admission to Central Educational Institutions (CEIs), Under The Government of India)

This is to certify that Shri /Smt./Kum. _____ Son/Daughter of Shri/Smt. _____ of Village/Town _____ District/Division _____ in the _____ State belongs to the _____ Community which is recognized as a backward class under:

- (i) Resolution No. 12011/68/93-BCC(C) dated 10/09/93 published in the Gazette of India Extraordinary part I Section I No. 186 dated 13/09/93.
- (ii) Resolution No. 12011/9/94-BCC dated 19/10/94-BCC dated 19/10/94 published in the Gazette of India Extraordinary part I Section I No. 163 dated 20/10/94.
- (iii) Resolution No. 12011/7/95-BCC dated 24/05/95 published in the Gazette of India Extraordinary part I Section I dated 25/05/95.
- (iv) Resolution No. 12011/96/94-BCC dated 09/03/96.
- (v) Resolution No. 12011/44/94-BCC dated 06/12/96 published in the Gazette of India Extraordinary part I Section I No. 210 dated 11/12/96.
- (vi) Resolution No. 12011/13/97-BCC dated 03/12/97.
- (vii) Resolution No. 12011/99/94-BCC dated 11/12/97.
- (viii) Resolution No. 12011/68/98-BCC dated 27/10/99.
- (ix) Resolution No. 12011/88/99-BCC dated 06/12/99 published in the Gazette of India Extraordinary Part I Section I No. 270 dated 06/12/99.
- (x) Resolution No. 12011/36/99-BCC dated 04/04/2000 published in the Gazette of India Extraordinary Part I Section I No. 71 dated 04/04/2000.
- (xi) Resolution No. 12011/44/99-BCC dated 21/09/2000 published in the Gazette of India Extraordinary Part I Section 1 No. 210 dated 21/09/2000.
- (xii) Resolution No. 12015/09/2000-BCC dated 06/09/2001.
- (xiii) Resolution No. 12011/01/2001-BCC dated 19/06/2003.
- (xiv) Resolution No. 12011/04/2002-BCC dated 13/01/2004.
- (xv) Resolution No. 12011/09/2004-BCC dated 16/01/2006 published in the Gazette of India Extraordinary Part I Section I No. 210 dated 16/01/2006.

Shri/Smt./Kum. _____ and/or his family ordinarily reside(s) in the _____ District/Division of _____ State.

This is also to certify that he/she does not belong to the persons/sections (Creamy Layer) mentioned in Column 3 of the Scheduled to the Government of India. Department of Personnel & Training O.M. No. 36012/22/93-Estt. (SCT) dated 08/09/93 which is modified vide OM No. 36033/3/2004 Estt. (Res.) dated 09/03/2004 or the latest notification of the Government of India.

Dated:

District Magistrate/Competent Authority Seal

NOTE:

- a) The Term Ordinarily used here will have the same meaning as in Section 20 of the Representation Of the People Act, 1950.
- (b) The authorities competent to issue Caste Certificates are indicated below:
 - (i) District Magistrate/Additional Magistrate/Collector/Deputy Commissioner/Additional Deputy Commissioner/Deputy Collector/1st Class Stipendiary Magistrate/Sub-Divisional Magistrate/Taluka Magistrate/Executive Magistrate/Extra Assistant Commissioner (not below the rank of 1st Class Stipendiary Magistrate.)
 - (ii) Chief Presidency Magistrate/Additional Chief Presidency Magistrate/Presidency Magistrate.
 - (iii) Revenue Officer not below the rank of Tehsildar.
 - (iv) Sub-Divisional Officer of the area where the candidate and/or his family resides.

FORM OF SC/ST CERTIFICATE PRESCRIBED

Form of certificate as prescribed in M.H.A., O.M., No. 42/21/49-N.G.S. dated the 28.1.1952, as revised in Dept. of Per-& A.R. letter No. 36012/6/76-Est. (S.CT), dated the 29.10.1977, to be produced by candidate belonging to a Scheduled Caste or a Scheduled Tribe in support of his/her claim.

CASTE CERTIFICATE

This is to certify that Shri/Smt./Kum.*.....
son/daughter*of.....of village/town*.....in
district/Division*.....of the State/Union Territory* belongs to the
.....Caste/Tribe which is recognised as a Scheduled Caste/Scheduled Tribe* under:

- The Constitution (Scheduled Caste) Order, 1950
- The Constitution (Scheduled Tribe) Order, 1950
- The Constitution (Scheduled Caste) (Union Territories) Order, 1951
- The Constitution (Scheduled Tribe) (Union Territories) Order, 1951

% 1. (as amended by the Scheduled Caste and Scheduled Tribes Lists (Modification) Order, 1956, the Bombay Re-organization Act, 1960, the Punjab Re-organization Act, 1966, the State of Himachal Pradesh Act, 1970 the North Eastern Areas (Re-organization) Act, 1971 and the Scheduled Castes and Scheduled Tribes Orders, (Amendment) Act, 1976). The Constitution (Jammu and Kashmir) Scheduled Caste Order, 1956.

- The Constitution (Andaman and Nicobar Islands) Scheduled Tribes Order, 1959.
- The Constitution (Dadra and Nagar Haveli) Scheduled Caste Order, 1962.
- The Constitution (Dadra and Nagar Haveli) Scheduled Tribes Order, 1962.
- The Constitution (Pondichery) Scheduled Caste Order, 1964
- The Constitution (Uttar Pradesh) (Scheduled Tribes) Order, 1967
- The Constitution (Goa, Daman & Diu) Scheduled Caste Order, 1968.
- The Constitution (Goa, Daman & Diu) Scheduled Tribes Order, 1968.
- The Constitution (Nagaland) Scheduled Tribes Order, 1970.
- The Constitution (Sikkim) Scheduled Caste Order, 1978.
- The Constitution (Sikkim) Scheduled Tribes Order, 1978.

% 2. Applicable in the case of Scheduled Caste/Schedule Tribe persons who have migrated from one State/ Union Territory Administration:

This certificate is issued on the basis of the Scheduled Caste/Scheduled Tribe certificate issued to Shri / Smt*.....father/mother of Shri/Smt/Kum*.....of village/town*..... in District/Division* of the State/Union Territory* who belongs to the.....caste/tribe which is recognised as a Scheduled Caste/Scheduled Tribe* in the State/Union Territory* issued by the (name of prescribed authority) vide their No.....date..... % 3. Shri*/Smt.*/Kum* and/or his/her* family ordinary reside(s) in village/town* of the State/Union Territory of.....

Place..... State/Union Territory Signature.....
Date..... **Designation.....
(With seal of Office)

- Please delete the words which are not applicable.
- Please quote specific Presidential Order.
- % Delete the paragraph which is not applicable.
- ** Should be signed by the Authorities empowered to issue Scheduled Caste/Scheduled Tribe certificates as specified above.

शरीरमाद्यं खलु धर्मसाधनम्

FORM OF EWS CERTIFICATE PRESCRIBED

Annexure-I

Government of
(Name & Address of the authority issuing the certificate)

INCOME & ASSEST CERTIFICATE TO BE PRODUCED BY ECONOMICALLY WEAKER SECTIONS

Certificate No. _____

Date: _____

VALID FOR THE YEAR _____

This is to certify that Shri/Smt./Kumari _____ son/daughter/wife of _____ permanent resident of _____, Village/Street _____ Post Office _____ District _____ in the State/Union Territory _____ Pin Code _____ whose photograph is attested below belongs to Economically Weaker Sections, since the gross annual income* of his/her 'family'*** is below Rs. 8 lakh (Rupees Eight Lakh only) for the financial year _____. His/her family does not own or possess any of the following assets*** :

- I. 5 acres of agricultural land and above;
- II. Residential flat of 1000 sq. ft. and above;
- III. Residential plot of 100 sq. yards and above in notified municipalities;
- IV. Residential plot of 200 sq. yards and above in areas other than the notified municipalities.

2. Shri/Smt./Kumari _____ belongs to the _____ caste which is not recognized as a Scheduled Caste, Scheduled Tribe and Other Backward Classes (Central List)

Signature with seal of Office _____
Name _____
Designation _____

Recent Passport size
attested photograph of
the applicant

*Note1: Income covered all sources i.e. salary, agriculture, business, profession, etc.

**Note 2: The term "Family" for this purpose include the person, who seeks benefit of reservation, his/her parents and siblings below the age of 18 years as also his/her spouse and children below the age of 18 years

***Note 3: The property held by a "Family" in different locations or different places/cities have been clubbed while applying the land or property holding test to determine EWS status.

G. Srinivasan

User Manual


[Important Instructions for Applicants filling AIIMS - Fellowship Programme] January 2023 Online Registration Form]

- Open the website of All India Institute of Medical Sciences. The URL of the website is <http://www.aiimsexams.ac.in>.
- The home page as shown below appears on the screen.

The screenshot shows the homepage of the All India Institute of Medical Sciences (AIIMS) Examination Section. At the top left is the AIIMS logo with the motto 'सर्वेभ्यो भूय कल्याणम्'. To its right, the text reads 'All India Institute Of Medical Sciences, New Delhi' and 'Examination Section (www.aiimsexams.org)' with the phone number '110608'. On the top right, there is a link for 'Admin Login | Click Here'. Below the header is a large banner image of the AIIMS building. Underneath the banner is a navigation menu with buttons for 'Home', 'About Us', 'Keydates', 'Archive', and 'Contact Us'. A white arrow points to the 'Home' button. Below the navigation menu is a grid of six blue buttons: 'Academic Courses', 'Recruitments', 'Results', 'Students', 'Employee', and 'Miscellaneous Notices'. On the right side of the page, there is a section titled 'Important Announcements' containing a clarification regarding the cut-off in AIIMS MBBS Entrance Examination 2015.

Registration

- After opening the website, the next step is Registration.
- By clicking on **Academic Courses Tab** an Applicant can navigate to the desired courses i.e. **Fellowship Programme** to registered him/her self.



All India Institute Of Medical Sciences, New Delhi
Examination Section (www.aiimsexams.org)
New Delhi - 110608

[Admin Login](#) | [AIIMS Website](#)

[Home](#) | [About Us](#) | [Keydates](#) | [Archive](#) | [Contact Us](#)

Branch	Undergraduate	Postgraduate	Super-specialization	Doctoral
Medicine	MBBS	MD/MS/MCh(6yrs)/DM(6yrs) MD (Hospital Administration)	DM MCh Fellowship Programme	PhD
Dentistry		MDS AIPGDE		
Nursing	B.Sc. (Hons) B.Sc. (Post Basic)	MSc (Nursing)		
Biotechnology		M Biotech		
Paramedical	B.Sc. (Hons) in Medical Technology in Radiography Bachelor of Optometry	MSc		

Select the course to go to the respective page for details

Copyright @ All India Institute of Medical Sciences, New Delhi. All rights Reserved. | [Privacy Policy](#) | [Disclaimer](#)



For New Registration, click on [Click Here](#) button on New Registration Page.

For already registered candidate, enter [Candidate Id](#), [Password](#) (already sent on registered email id) and [Captcha](#) and then click on [Login](#) button.

DM/MCH/MD (Hospital Administration) & Fellowship Programme January 2017 Session

Welcome To The Login Page

If You have Already registered, then Kindly enter Candidate ID & Password for Login,
else Click on Click Here Button for Login credentials.

New Registration !!
Please read Advertisement carefully before proceeding
If you have read the Advertisement carefully and not registered yet, then kindly register first by clicking the button given below.



[Click Here](#)

Applicant Login

Candidate ID:

Password:

Enter Captcha:

Type the characters shown in the picture

[Login](#)

[Forgot your login details?](#)

Compatible Browsers

 It is recommended that use Internet Explorer, Firefox and Google Chrome latest version for best view and functionality.

Applicant must ensure that their mobile number is not registered with DND (Do Not Disturb) service. Applicant must check his/her Email Inbox, Junk mail and Spam after registration to get Login Credential for complete registration process.

शरीरमाद्यं खलु धर्मसाधनम्

Instructions Page

Once clicked for New Registration the applicant will be directed to Instructions Page. All applicants are advised to read the instructions carefully before proceeding for Registration. The steps of Registration process will guide you in completing the Registration process.

General Links..!

- Home
- Notification
- Advertisement/Corrigendum
- Prospectus
- Introduction
- Schedule
- Seats and Cities
- Eligibility/Method of selection
- Course Fees
- Upload Images
- Registration
- FAQs
- User Manual

Instructions - Read instructions carefully and click "Proceed" Button given at bottom of page to register yourself.

- Online Registration is a 7 Step process. All Seven (7) Steps of Online Registration Process should be completed before closing date as per the Advertisement. To avoid last day rush and disappointment, it is advisable to complete online registration well before closing date. **Incomplete application form or with wrong or deliberately concealed information is liable to be straight away rejected without any intimation.**
- Applicant should fill correct basic details like Course applied for, Name, DOB, Address, Community, Gender, Contact No. etc. subsequently.
- After completion of 1st Step of Registration, Applicant will get SMS and Email intimating about Login Credentials (If Email is not received, Call Helpline immediately).
- Login with the credentials provided and change password on first time login. Password length should be between 8-10 characters. Please remember your password and do not share it with others.
- Fill correct Academic Details like Undergraduate Examination, Internship ,Qualifying Examination and Medical Registration details etc.
- Fill Experience Details like experience in govt. hospital/institute or general practice, duration, position held etc.
- Select Examination Center City from city availability list (city availability list shows the real time status). Allotment of seat in chosen city is subject to payment confirmation.
- Payment of Registration Fee can only be done online through Debit card/Credit card and Internet Banking. Take printout of Payment Receipt generated and complete further steps of registration process.
- After successful payment of registration fees, My Page will be generated for each applicant bearing his/her entire information as filled by him/her along with a Unique Application Number which the applicant can use for future correspondence. My Page will provide information regarding Due Steps (those have to be completed before registration closing date) and Application/Registration Status, Admit Card, Results etc. of the applicant.
- Applicant is required to upload a recently taken Photograph, Signature and Thumb Impression in JPG/ JPEG format. The digital size of the image files must be between 10 KB-100 KB, failing which applicant will not be able to upload images and complete registration process. **The photograph to be uploaded must be clicked within 6 months from on-line registration opening date.**
- Applicant should take print of registration Slip and must check all information filled in form carefully before final submission of registration form. After submission of form no request for correction/changes will be entertained. **Taking print of Registration Slip is essential.**
- No written acknowledgement will be issued for the receipt of registration/application. However, the applicant can verify application status on www.aimsexams.org after submission of registration form. If you see any discrepancy, call us on Helpline No. 8510010247, 9582949110.
- Applicant need not to send hardcopy of registration slip or any other document to Exam Section, AIIMS. Always keep Registration Slip and payment receipt with you for future references.
- Read Advertisement and User Manual carefully before filling up the Online Registration Form.
- Before proceeding to register for AIIMS DM/M.Ch./Fellowship Programme/MD (Hospital Administration) January 2016 you must ensure that you have read and understood the eligibility criteria of course for which you intend to take Entrance Examination as your form can be rejected at any stage due to ineligibility.

Steps of Registration Process

```
graph TD; A([Registration Login Page]) --> B{User}; B -- New User --> C[1. Select Course and Register for Candidate Id and Login Credentials]; B -- Existing User --> D[1.1 Login with Credentials provided on Email]; C --> E[2. Change Password on first time Login]; D -- 1.2 Recover Password --> E; E --> F[2. Fill Qualification Details]; F --> G[3. Fill Experience Details]; G --> H[4. Add Centre Choice Details]; H --> I[5. Make Payment]; I --> J[6. Upload Images]; J --> K[7. Generate Registration Slip];
```

Proceed

After reading the instructions, click on **Proceed** button.

Registration Form

On clicking the “Proceed” button Next page shown will be the **New Candidate Registration Form.**

(All #marked fields are optional).

Select the desired course for registration from list of Courses offered.

General Links . I

- Home
- Notification
- Advertisement/Corrigendum
- Prospectus
- Introduction
- Schedule
- Seats and Cities
- Eligibility/Method of selection
- Course Fees
- Upload Images
- Registration
- FAQs
- User Manual

New Candidate Registration DM/MCh/Fellowship Programme/MD(Hospital Administration) (# marked fields are optional)

Course Applying for:

Personal Details

(Enter Full Name as per your University Degree.)

Full Name:

(Do not add salutation for Father's/Mother's name.)

Father's Name: Mother's Name:

Nationality: Indian OCI Other

Applied Under: Marital Status: Married Unmarried

Department:

(All OBC Creamy Layer Candidate will be consider as General)

Community: UR OBC(NCL) SC ST

Date of Birth: Gender: Male Female Third Gender

OPH: Yes No

ID Proof: ID No.:

(Please bring along this ID Proof at the time of examination)

Place of Issue: Issue Date: #

Valid Till: #

Contact Details

(Your Email ID and Mobile Number will be used for Communication and Notification through SMS and E-mail)

Email ID: Confirm Email ID:

Mobile No.: Confirm Mobile No.:

Please enter your 10 digit mobile number only. Don't add "0" or "+91" before it. For Landline number please enter the "STD" code of that area.

Alternate Number: # Mobile Landline

Address Details

Correspondence Address	Permanent Address
Address Line 1: <input type="text" value="JNKJ"/>	<input checked="" type="checkbox"/> Same as Correspondence Address
Address Line 2: # <input type="text" value="GDFDGD"/>	Address Line 1: <input type="text" value="JNKJ"/>
Address Line 3: # <input type="text" value="ZFDGZFG"/>	Address Line 2: # <input type="text" value="GDFDGD"/>
Country: <input type="text" value="India"/>	Address Line 3: # <input type="text" value="ZFDGZFG"/>
State: <input type="text" value="Himachal Pradesh"/>	Country: <input type="text" value="India"/>
City: <input type="text" value="Sirmaur"/>	State: <input type="text" value="Himachal Pradesh"/>
Pincode: <input type="text" value="123456"/>	City: <input type="text" value="Sirmaur"/>
Enter Captcha: <input type="text" value="10623"/>	Pincode: <input type="text" value="123456"/>

1 0 6 2 3

Note: Fields Name, DOB, Community and OPH cannot be changed after payment. Please give due attention while filling these informations.

Declaration of Eligibility: Kindly read the declaration carefully and give consent on it

I, hereby declare that the information filled in the form is correct and true to best of my knowledge. I further declare that I understand and fulfill the eligibility condition for AIMS DM/MCh/Fellowship Programme/MD(Hospital Administration) as mention in the prospectus.

Register

Read the Declaration of Eligibility carefully and give consent on it before submitting the form.

After filling the required information then click on “**Register**” button. After Click on register button a message will appear on screen containing ‘**Candidate ID’ and ‘Password’**. An **Email and SMS** will also be sent to registered **E-mail Id and mobile number** having Login Credentials i.e. **Candidate ID and password**.

Please note this candidate id for future references.

Change Password

Login with the provided login Credentials i.e. **Candidate Id and Password** and correct **Captcha**. On first time login, candidate has to change password Change Password through **Change Password** page. **Re-login** with the new changed password to complete due steps of Registration Process.

The screenshot displays the AIIMS registration portal interface. At the top, it shows the AIIMS logo, the name 'All India Institute Of Medical Sciences', and a helpline number: 8510010247, 9582949110. Below this, a blue banner contains the user's name 'WELCOME: ROHAN' and 'CANDIDATE ID:114083', along with the date and time: 'Mon Sep 14 2015 11:46:02 GMT+0530 (India Standard Time)'. A navigation bar includes 'Logout' and 'My Page' buttons. A progress bar indicates the user's current position in the registration process, with step 1 (Registration) highlighted in green and steps 2 through 7 in red. The main content area is titled 'Change Password' and contains three input fields: 'Current Password', 'New Password', and 'Confirm Password'. A 'Submit' button is located below the fields, with an arrow pointing to it. A 'My Page' sidebar on the left lists various links such as Home, Notification, Advertisement/Corrigendum, Prospectus, Introduction, Schedule, Seats and Cities, Eligibility/Method of selection, Course Fees, Admit Card, Result, Call Letter, Upload Images, Registration, FAQs, User Manual, and Change Password. The footer of the page states 'Copyright @All India Institute of Medical Sciences, New Delhi. All rights Reserved'.

Candidate Information Page

After re-login the next page appears will page will show the **all Six (7) steps of Registration Process**. First step is new candidate **Registration for Fellowship Programme**.

The color of the Number of the Step in Navigation Bar will change from Red to Green as the steps get completed and candidate can jump/go to any steps among the completed steps at any time.

Color will change from red to green as a step of registration gets completed

WELCOME: ROHAN CANDIDATE ID: 114083 Mon Sep 14 2015 11:56:38 GMT+0530 (India Standard Ti

Logout My Page

1 2 3 4 5 6 7
Registration Qualification Details Experience Details Center Choice Make Payment Upload Images Registration Slip

My Details

Candidate ID:	114083	Course Applied:	DM
Candidate Name:	ROHAN		
Father's Name:	MOHAN	Mother's Name:	GEETA
Date of Birth:	08-Sep-1987	Category:	UR
Applied Under:	General	Department:	Critical Care Medicine
Gender:	Male	ID Proof:	Adhar Card
Nationality:	Indian	Place of Issue:	ZHGXFHG
Marital Status:	Unmarried	ID No.:	HGFDGHGF
OPH:	No	Issue Date:	12-Sep-2000
E-Mail:	avinash.gupta@digiuniv.com	Valid Till:	30-Sep-2015
Mobile No:	1231231230	Alternate Number:	--

Correspondence Address		Permanent Address	
Address Line 1:	JNKJ	Address Line 1:	JNKJ
Address Line 2:	GFDFGD	Address Line 2:	GFDFGD
Address Line 3:	ZFDGZFG	Address Line 3:	ZFDGZFG
Country:	India	Country:	India
State:	Himachal Pradesh	State:	Himachal Pradesh
City:	Sirmaur	City:	Sirmaur
Pincode:	123456	Pincode:	123456

Your Due Steps

x	Qualification Details	Incomplete
x	Experience Details	Incomplete
x	Center Choice	Incomplete
x	Make Payment	Incomplete
x	Upload Images	Incomplete
x	Registration Slip	Incomplete

Edit Proceed

Copyright @All India Institute of Medical Sciences, New Delhi. All rights Reserved


Click on **Proceed** button after filling all information.

Edit Information Page

Candidate should re-check the filled in information, in case there is some error in the information filled in the form Candidate can edit some information by clicking on **Edit Button**. It will redirect candidate to **Registration page** where some information can be edited.

WELCOME: ROHAN CANDIDATE ID:114083
Mon Sep 14 2015 11:58:38 GMT+0530 (India Standard Time)

Logout ☰ My Page



General Links..!

- [Home](#)
- [Notification](#)
- [Advertisement/Corrigendum](#)
- [Prospectus](#)
- [Introduction](#)
- [Schedule](#)
- [Seats and Cities](#)
- [Eligibility/Method of selection](#)
- [Course Fees](#)
- [Admit Card](#)
- [Result](#)
- [Call Letter](#)
- [Upload Images](#)
- [Registration](#)
- [FAQs](#)
- [User Manual](#)
- [Change Password](#)

1
2
3
4
5
6
7

Registration
Qualification Details
Experience Details
Center Choice
Make Payment
Upload Images
Registration Slip

My Details

Candidate ID:	114083	Course Applied:	DM
Candidate Name:	ROHAN		
Father's Name:	MOHAN	Mother's Name:	GEETA
Date of Birth:	08-Sep-1987	Category:	UR
Applied Under:	General	Department:	Critical Care Medicine
Gender:	Male	ID Proof:	Adhar Card
Nationality:	Indian	Place of Issue:	ZHGXFHG
Marital Status:	Unmarried	ID No.:	HGFDGHGF
OPH:	No	Issue Date:	12-Sep-2000
E-Mail:	avinash.gupta@digiuiv.com	Valid Till:	30-Sep-2015
Mobile No:	1231231230	Alternate Number:	--

Correspondence Address		Permanent Address	
Address Line 1:	JNKJ	Address Line 1:	JNKJ
Address Line 2:	GDFDGD	Address Line 2:	GDFDGD
Address Line 3:	ZFDGZFG	Address Line 3:	ZFDGZFG
Country:	India	Country:	India
State:	Himachal Pradesh	State:	Himachal Pradesh
City:	Sirmaur	City:	Sirmaur
Pincode:	123456	Pincode:	123456

Your Due Steps

✘	Qualification Details	Incomplete
✘	Experience Details	Incomplete
✘	Center Choice	Incomplete
✘	Make Payment	Incomplete
✘	Upload Images	Incomplete
✘	Registration Slip	Incomplete

➔
Edit
Proceed

Copyright ©All India Institute of Medical Sciences, New Delhi. All rights Reserved

WELCOME: ROHAN CANDIDATE ID:114083 Mon Sep 14 2015 12:02:44 GMT+0530 (India Standard Time)

Logout My Page

1 Registration 2 Qualification Details 3 Experience Details 4 Center Choice 5 Make Payment 6 Upload Images 7 Registration Slip

Registration Form (#) marked fields are optional

Course Applying for: DM

Personal Details

(Enter Full Name as per your University Degree.)
 Full Name: ROHAN

(Do not add salutation for Father's/Mother's name.)
 Father's Name: MOHAN Mother's Name: GEETA

Nationality: Indian OCI Other

Applied Under: General Marital Status: Married Unmarried

Department: Critical Care Medicine

(All OBC Creamy Layer Candidate will be consider as General)
 Community: UR OBC(NCL) SC ST

Date of Birth: 08/09/1987 Gender: Male Female Third Gender

OPH: Yes No

ID Proof: Adhar Card ID No.: HGFDDHGF

(Please bring along this ID Proof at the time of examination)

Place of Issue: ZHGXFGE Issue Date: # 12/09/2000

Valid Till: # 30/09/2015

Contact Details

(Your Email ID and Mobile Number will be used for Communication and Notification through SMS and E-mail)

Email ID: avinash.gupta@digiuniv.com Confirm Email ID: avinash.gupta@digiuniv.com

Mobile No.: 1231231230 Confirm Mobile No.: 1231231230

Please enter your 10 digit mobile number only. Don't add "0" or "+91" before it. For Landline number please enter the "STD" code of that area.

Alternate Number: # Mobile Landline

Address Details

Correspondence Address	Permanent Address
Address Line 1: JNKJ	Address Line 1: XBNVB
Address Line 2: # GFDFGD	Address Line 2: # XBNXBN
Address Line 3: # ZFDGZFG	Address Line 3: # VXBXXVBN
Country: India	Country: India
State: Himachal Pradesh	State: Andhra Pradesh
City: Sirmaur	City: East Godavari
Pincode: 123456	Pincode: 236523
Enter Captcha: 6 1 0 6	

Same as Correspondence Address

Note: Fields Name, DOB, Community and OPH cannot be changed after payment. Please give due attention while filling these informations.

Declaration of Eligibility: Kindly read the declaration carefully and give consent on it

I, hereby declare that the information filled in the form is correct and true to best of my knowledge. I further declare that I understand and fulfill the eligibility condition for AIIMS DM/MCh/Fellowship Programme/MD(Hospital Administration) as mention in the prospectus.

Update

After click on **Update** button, Candidate will be navigated to **Qualification Details** Page.

Qualification details

After first step of registration process is completed, the next step is to fill **Qualification Details**. Candidate should fill all the information asked for regarding Qualifying Examination, Internship and Medical Registration. After fill all required filled then click on **Save and Proceed** button.

WELCOME: ROHAN CANDIDATE ID:114083 Mon Sep 14 2015 12:12:01 GMT+0530 (India Standard Time)

Logout My Page

1 Registration 2 Qualification Details 3 Experience Details 4 Center Choice 5 Make Payment 6 Upload Images 7 Registration Slip

Qualification Details

Under Graduate Qualification Details

Degree Name: MBBS
Degree From: Indian University Foreign University
State Name: 3 - Assam University Name: GAFSDF
Institute/College Name: Silchar Medical College, Silchar
Admission Date (dd/mm/yyyy): 13/09/2004 Passing Date (dd/mm/yyyy): 18/09/2007

Under Graduate Academic Details

Marks Obtained: 89 Maximum Marks: 100 Percentage % : 89.00

Internship Details

Internship Status: Completed
Internship Start Date: 18/09/2006 Completion Date: 18/03/2008 No. of Days: 548

Qualifying Examination Details

Qualification Status: Completed Pursuing
Degree Name: MD Discipline: Anesthesiology
Degree From: Indian University Foreign University
State Name: 14 - Kerala University Name: DSJHMM
Institute/College Name: --Select--
Admission Date (dd/mm/yyyy): 20/07/1999 Passing Date (dd/mm/yyyy): 08/09/2003

Medical Registration Details

Registration Type: Permanent Provisional
Registration Date: 19/01/2010 Registration Number: VB\NMGHG
Registering Authority: MCI

Save & Exit Save & Proceed

Copyright ©All India Institute of Medical Sciences, New Delhi. All rights Reserved

शरीरमाद्यं खलु धर्मसाधनम्

Experience Details

After fill the Qualification Details, next step is **Experience Details**. Candidate has to fill requirement details related to Experience as desired according to the course applied for.

WELCOME: ROHAN CANDIDATE ID:114083 Mon Sep 14 2015 12:19:22 GMT+0530 (India Standard Time)

Logout My Page

1 Registration 2 Qualification Details 3 Experience Details 4 Center Choice 5 Make Payment 6 Upload Images 7 Registration Slip

Experience/Employment Details

Do you have work experience?: Yes No

Are you currently in service with Government Institute/Hospital: Yes No

Institute/Hospital Name:

Experience in:

Position Held:

Period From:

Period To:

Nature Of Duties:



Centre Choice

Delhi/NCR Only

The Forth step is **Centre Choice**. After filling Experience details candidate will be directed to **Centre Choice Page**. Candidate can choose his/her choice of exam city **On first come first serve basis** from the centre availability list (centre availability list shows the real time status of seats in a city).

The allocation of centre is subject to the payment confirmation. The centre allocation will be done on First Come First Serve basis; however, AIIMS decision regarding the centre allocation will be final and cannot be challenged at any stage. Candidate can choose the payment option to make registration fee payment at centre choice page.

WELCOME: ROHAN CANDIDATE ID:114083 Mon Sep 14 2015 12:24:55 GMT+0530 (India Standard T

Logout My Page

1 Registration 2 Qualification Details 3 Experience Details 4 Center Choice 5 Make Payment 6 Upload Images 7 Registration Slip

Center Choice

Center Choice: [Check Center Availability status](#)

- Select
- Chennai
- Delhi/NCR
- Kolkata
- Mumbai

NOTE: The city for Examination once chosen and confirmed after submission of fee will not be changed. Applicants should therefore choose a city (from available vacant slots). **Exam city allocation is subject to payment confirmation.** It may be noted that although AIIMS will make all efforts to ensure that the candidates is allotted a center in the cities chosen by the applicant, due to circumstance such as lack of sufficient number of candidates, logistic, administrative and other reasons, an Examination Center in another city may be allotted finally. Applicants are therefore required to be prepared to appear for the examination in the Examination Center allotted to them.

Online Payment

Center once allocated cannot be changed and any request in this regard will not be entertained. Click on **Proceed** button for payment of Registration Fee.

Make Payment

After Centre Choice, candidates will be navigated to **Payment** page to pay registration Fee. Payment of registration fee can only be done through **Online Mode i.e. Debit/Credit card and Internet Banking.**

WELCOME: ROHAN CANDIDATE ID:114083 Mon Sep 14 2015 12:24:55 GMT +0530 (India Standard T

Logout My Page

1 Registration 2 Qualification Details 3 Experience Details 4 Center Choice 5 Make Payment 6 Upload Images 7 Registration Slip

Center Choice

Center Choice: [Check Center Availability status](#)

Chennai
Delhi/NCR
Kolkata
Mumbai

NOTE: The city for Examination once chosen and confirmed after submission of fee will not be changed. Applicants should therefore choose a city (from available vacant slots). **Exam city allocation is subject to payment confirmation.** It may be noted that although AIIMS will make all efforts to ensure that the candidates is allotted a center in the cities chosen by the applicant, due to circumstance such as lack of sufficient number of candidates, logistic, administrative and other reasons, an Examination Center in another city may be allotted finally. Applicants are therefore required to be prepared to appear for the examination in the Examination Center allotted to them.

Online Payment

After Exam City Selection, candidate should click on **Online Payment** Button to pay registration fee and it will direct candidate to the **Bank's Payment Gateway** to make payment through **Credit/Debit Card and Internet Banking of any Bank**. Fill all the require details and click on **Pay** button.

शरीरमाद्यं खलु धर्मसाधनम्

WELCOME: ROHAN CANDIDATE ID:114083 Mon Sep 14 2015 12:46:18 GMT+0530 (India Standard Time)

Logout My Page

1 Registration 2 Qualification Details 3 Experience Details 4 Center Choice 5 Make Payment 6 Upload Images 7 Registration Slip

Payment Panel

City Name	Course Name	Amount	TransactionId	PaymentStatus	Proceed for Payment
Delhi/NCR	DM	1000	100012741047	Pending	Online

General Links..!

- Home
- Notification
- Advertisement/Corrigendum
- Prospectus
- Introduction
- Schedule
- Seats and Cities
- Eligibility/Method of selection
- Course Fees
- Admit Card
- Result
- Call Letter
- Upload Images
- Registration
- FAQs
- User Manual
- Change Password

भारतीय स्टेट बैंक
State Bank of India
With you - all the way

Welcome to State Bank of India's Secure Payment Gateway

Dear Customer,
SBI Payment Gateway will secure your payment to AIIMS.

Select the type of card* Mastercard

Card Number * 455644
(Please enter your card number without any spaces)

Expiry Date * Feb 2017
(Please enter expiry date provided on your card)

CVV2 / CVC2 / CVD2 Number * ***
(CVV2 / CVC2 / CVD2 is the three digit security code printed on the back of card)

Name on Card zffgnfgnf

Purchase Amount INR 1000

Word Verification * YB9THJ
Type the characters you see in the picture below

Y B 9 t H J

Click here for new image.

Pay Cancel

AFTER PRESSING PAY, KINDLY DO NOT REFRESH AND DO NOT PRESS THE BACK BUTTON.

ALL INTERNET BASED TRANSACTIONS USING STATE BANK DEBIT CARDS WOULD NEED A 3D SECURE PASSWORD.

Verified by VISA MasterCard SecureCode RuPay HACKER SAFE

A service brought to you by State Bank of India

Note: This page will expire in 10 minutes and if you fail to complete the transaction in 10 minutes you will be redirected to the order page of AIIMS
If you wish to discontinue with the order, request you to click on Cancel button, you will be redirected to the order page of AIIMS.

Candidate should enter the information asked for to pay through on line mode and click on **PAY** button.

Candidate must remember to take printout of Payment Receipt as a proof of payment by clicking on **Print** button.

Upload Images

After Successful Payment Confirmation, Candidate needs to upload their latest passport size Photograph, Signature and Thumb Impression. The supported digital image format includes gif, png, jpg/jpeg.

Upload Images

Upload Photo

 P1041000292.gif

(The uploaded photograph is not more than six months old.)

 Sample Image

Instruction for photo upload:

1. Draw a box of 3*4 (width*height) inch on a white paper sheet.
2. Paste the photo in the box drawn. The photo should have white background. Photograph must be clicked within six months from On-line Registration opening date.
3. Scan the box only containing the photo pasted, not the whole sheet.
4. Set the size of image to 300*400 (width*height) pixels, quality of image as low and save as .jpeg image.
5. Size of the scanned image should be 10 kb-100 kb only.

Upload Signature

 S1041000006.gif

 Sample Signature

Instruction for Signature upload:

1. Draw a box of 4*2 (width*height) inch on a white paper sheet.
2. Take a thick tip black/blue ink pen (preferably fountain pen).
3. Sign inside the box drawn only. Signature should be clear without overwriting.
4. Scan the box containing the signature only, not the whole sheet.
5. Set the size of image to 400*200 (width*height) pixels, quality of image as low and save as .jpeg image.
6. Size of the scanned image should be 10 kb-100 kb only.

Upload Thumb Impression

 T1041000015.gif

 Sample Thumb Impression

Instruction for Thump Print upload:

1. Draw a box of 2*3 (width*height) inch on a white paper sheet.
2. Put your left thumb on a blue/black ink pad. Ink should have covered your entire thumb.
3. Put your thumb print in the box drawn on paper sheet. Do not press thumb too hard.
4. Thumb print should be clear such that the curves on thumb can be clearly seen in print.
5. Scan the box containing the thumb print only, not the whole sheet.
6. Set the size of photo to 200*300 (width*height) pixels, quality of image as low and save as .jpeg image.
7. Size of the scanned image should be 10 kb-100 kb only.




DECLARATION: I hereby declare that the information furnished by me in the Registration/Application Form is correct and nothing has been concealed. In case any information furnished by me is found to be false/incorrect/untrue than I shall be liable to civil/criminal prosecution and my claim to admission/appointment/registration/ service in the Institute may be cancelled/terminated.

First read the instructions given regarding **Photo, Signature and Thumb Impression** upload. To upload image click **Choose File button** and browse to path where the image is stored. You can see the preview of the uploaded images. Please refer to **Sample Images** provided on the page, if you are satisfied with the preview of images, click on **Accept** button else try again to upload the images. After uploading all three required images, give consent on the declaration and click on **Save & Proceed** button. Images once uploaded cannot be changed later so candidates are requested to pay due attention while uploading the images.

Registration Slip

The sixth and the Last Step is **Registration Slip** generation. Candidate must take print of Registration Slip once all steps of registration are completed. Click on **Submit** button and take printout of Registration Slip.

Registration Slip contains all the details provided by candidate during on line registration i.e. Personal Details, Qualification Details, Experience Details, Payment details and Uploaded Images etc.

All India Institute of Medical Sciences						
Ansari Nagar, New Delhi - 110608 Entrance Examination - 2016						
Registration Slip - AIIMS DM, Jan 2016						
Candidate Profile Registration No.: 110373 Registration Date: 14/09/2015						
Name: ROHAN	Date of Birth: 08/09/1987	 DIVYANSH BHATIA 06-06-2015				
Gender: Male	Marital Status: UNMARRIED					
Father's Name: MOHAN	Category: UR					
Mother's Name: GEETA	Disability Status: Yes					
Applied Under: General	Department: Critical Care Medicine					
Nationality: INDIAN						
Contact Details						
Address for Correspondence: JNKJ, GDFDGD, ZFDGZFG, Sirmaur, Himachal Pradesh, India, 123456						
Permanent Address: XBNVB, XBNXBN, VXB NXVB, East Godavari, Andhra Pradesh, India, 236523						
Phone No(s): 1. 1231231230 , 2. -						
E-Mail ID: avinash.gupta@digiuiv.com						
Qualification Details						
S. No.	Level	Name of Degree	University	Institution Name	Date of Passing	
1	Under Graduate	MBBS	CFGHFJGHJ	Silchar Medical College, Silchar	18/09/2007	
2	Post Graduate	MD	DSJHMM	Medical College, Thiruvananthapuram	08/09/2003	
Medical Registration Details						
Registration Type: Permanent		Registering Authority: MCI		Reg. Date: 19/01/2010	Reg No.: VBVNMGHG	
Valid Photo Identity (To be presented in original at the Examination Center along with Admit Card)						
Nature of ID: Adhar Card		ID No: HGFDGHGF	Place of Issue: ZHGXFHG		Issue Date: 12/09/2000	Valid Till: 30/09/2015
Payment Details						
Mode: Exempted		Date: 14/09/2015	Transaction ID: 0		Amount: 0.00	
Examination Center opted: Delhi/NCR						
 Applicant Thumb			 Applicant Signature			

DECLARATION: I hereby declare that the information furnished by me in the Registration/Application Form is correct and nothing has been concealed. In case any information furnished by me is found to be false/incorrect/untrue than i shall be liable to civil/criminal prosecution and my claim to admission/appointment/registration/ service in the Institute may be cancelled/terminated.

Back

Submit



Check all the details in **Registration Slip** carefully, if some entered information is to be corrected/ edited then click on edit button, do the necessary corrections and then click on **Final Submit** button.

All India Institute of Medical Sciences
 Ansari Nagar, New Delhi - 110608
 Entrance Examination - 2016

Registration Slip - AIIMS DM, Jan 2016

Candidate Profile		Registration No.: 110373		
Name: ROHAN	Date of Birth: 08/09/1987			
Gender: Male	Marital Status: UNMARRIED			
Father's Name: MOHAN	Category: UR			
Mother's Name: GEETA	Disability Status: Yes			
Applied Under: General	Department: Critical Care Medicine			
Nationality: INDIAN				
Contact Details				
Address for Correspondence: JNKJ, GFDFGD, ZFDGZFG, Sirmaur, Himachal Pradesh, India, 123456		Permanent Address: XBNVB, XBN Pradash, India, 236523		
Phone No(s): 1. 1231231230 , 2. -		E-Mail ID: avinash.gupta@digiuiv		
Qualification Details				
S. No.	Level	Name of Degree	University Name	Institution Name
1	Under Graduate	MBBS	CFGHFJGHJ	Silchar Medical College, Silchar
2	Post Graduate	MD	DSJHMM	Medical College, Thiruvananthapuram
Medical Registration Details				
Registration Type: Permanent		Registering Authority: MCI	Reg. Date: 19/01/20	
Valid Photo Identity (To be presented in original at the Examination Center along with Admit Card)				
Nature of ID: Adhar Card		ID No: HGFDGHGF	Place of Issue: ZHGXFGH	Issue Date: 12
Payment Details				
Mode: Exempted		Date: 14/09/2015	Transaction ID: 0	

Take the print of the Registration Slip after final submission of form. Candidate can take the print out of the **Registration Slip** by clicking on **Print** button


After clicking Final Submit button, color of navigation bar of all the steps of registration process will change to **Green from Red**.

शरीरमाद्यं खलु धर्मसाधनम्

All India Institute Of Medical Sciences Helpline No.: 8510010247, 9582949110

WELCOME: ROHAN CANDIDATE ID:114083 Mon Sep 14 2015 14:15:40 GMT+0530 (India Standard Time)

Logout My Page



General Links..I

- Home
- Notification
- Advertisement/Corrigendum
- Prospectus
- Introduction
- Schedule
- Seats and Cities
- Eligibility/Method of selection
- Course Fees
- Admit Card
- Result
- Call Letter
- Upload Images
- Registration
- FAQs
- User Manual
- Change Password

1 Registration 2 Qualification Details 3 Experience Details 4 Center Choice 5 Make Payment 6 Upload Images 7 Registration Slip

My Details

Candidate ID:	114083	Course Applied:	DM
Candidate Name:	ROHAN		
Father's Name:	MOHAN	Mother's Name:	GEETA
Date of Birth:	08-Sep-1987	Category:	UR
Applied Under:	General	Department:	Critical Care Medicine
Gender:	Male	ID Proof:	Adhar Card
Nationality:	Indian	Place of Issue:	ZHGXFGH
Marital Status:	Unmarried	ID No.:	HGFDGHGF
OPH:	Yes	Issue Date:	12-Sep-2000
E-Mail:	avinash.gupta@digiuiv.com	Valid Till:	30-Sep-2015
Mobile No:	1231231230	Alternate Number:	--

Correspondence Address		Permanent Address	
Address Line 1:	JNKJ	Address Line 1:	XBNVB
Address Line 2:	GFDFGD	Address Line 2:	XBNXBN
Address Line 3:	ZFDGZFG	Address Line 3:	VXBNXVBN
Country:	India	Country:	India
State:	Himachal Pradesh	State:	Andhra Pradesh
City:	Sirmaur	City:	East Godavari
Pincode:	123456	Pincode:	236523

Your Due Steps

✓	Qualification Details	Complete
✓	Experience Details	Complete
✓	Center Choice	Complete
✓	Make Payment	Complete
✓	Upload Images	Complete
✓	Registration Slip	Complete

Edit Proceed

Copyright ©All India Institute of Medical Sciences, New Delhi. All rights Reserved

After completing all 7 steps of registration candidate will be registered successfully and can navigate to any completed step through **Navigation Buttons** available on top of the page. Candidate should **Logout** after registration is done successfully.

Candidates are required to upload their Photograph, Signature and Left Thumb Impression during Online Registration.

PHOTOGRAPH:

1. One (1) recent color passport size photograph with **white background** is required. The dimensions of the photograph should be 3.5*4.5 cms (width*height).
2. Black & White / Polaroid photographs are NOT acceptable. Photograph should not be taken by mobile phone camera.
3. Photograph should be taken professionally, so that it may not blur while enlarging it.
4. Photograph MUST be taken recently and should not be taken more than six months prior from the start of Online Registration.
5. Draw a box having size 3.5 x 4.5 cms (width*height) on a plain white sheet and paste the photograph inside the box.
6. Select the area having photograph only, not the whole sheet and scan the photograph on 200 dpi.
7. Save the scanned image as "Photograph.jpg" (supported formats include jpg/ jpeg, gif, png). Keep the size of image between 10 KB to 100 KB.

UPLOADING PHOTOGRAPH:

Candidates must upload Photograph to correct specified field. Do not make any mistake in uploading Photograph

1. To upload "**Photograph.jpg**"
 - a. Click "Choose File" button right to the photograph field.
 - b. Select the scanned "**Photograph.jpg**" file from saved location and click "Open" button.

Uploading of digital Images of Photograph, Signature and Thumb-print is **mandatory**. Read and follow the instructions given below to avoid inconvenience and rejection of application form due to uploading of **improper** digital images.

Prepare the digital images in advance to avoid delays/inconvenience while filling the online application form.

Instructions for photo upload:

Digital image of your photo can be made in two ways

- Clicking your photo using a digital device (camera etc)
- Scanning of already available photograph

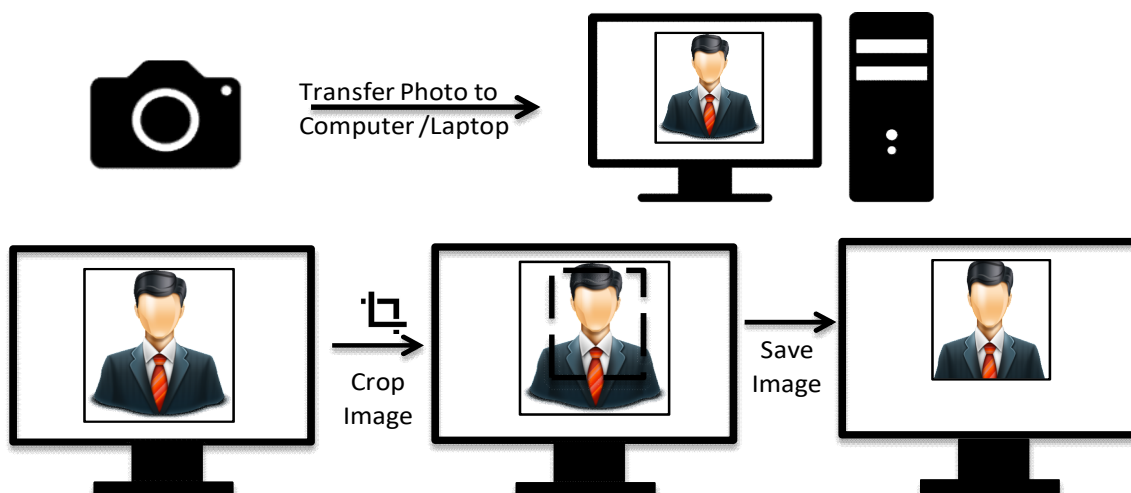
Click a photo using a digital device

1. Clicking your photo

- Stand/sit against a **white background**.
- Click colour photograph in **bright light** using any digital device (preferably with > 5 megapixel resolution). Avoid using flash as it tends to create a shadow on the white background.
- Look straight into the camera (to avoid angulation of face).
- Ensure that your eyes and both ears are clearly visible on the photograph.

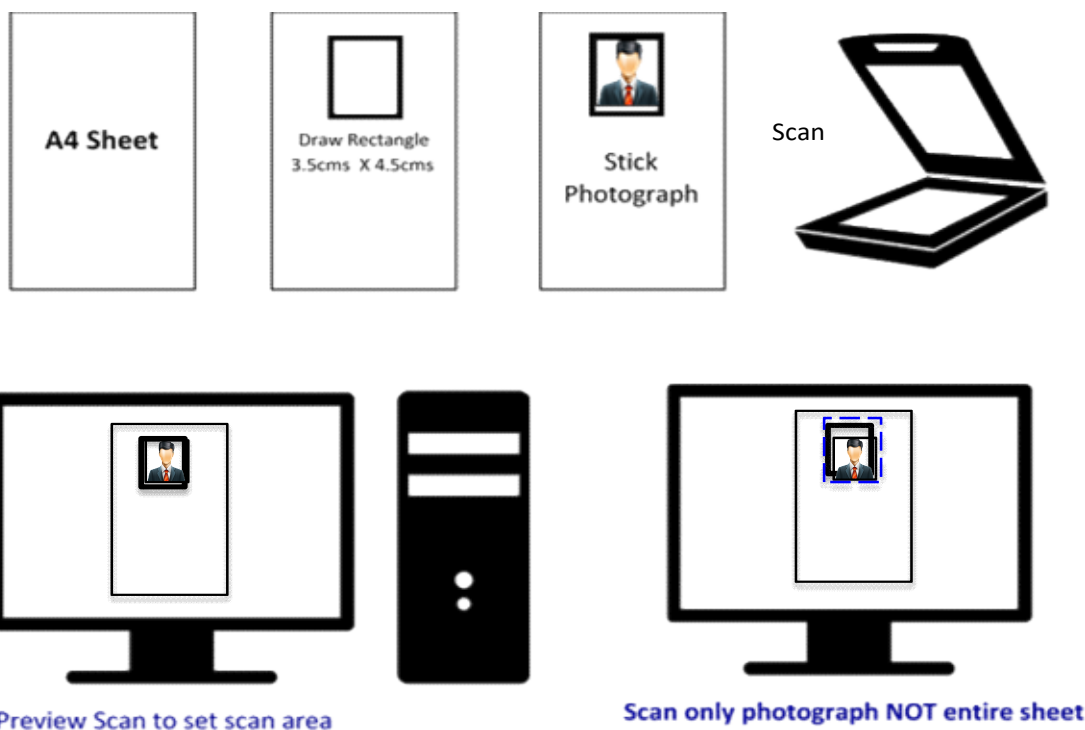
2. Editing of digital photograph

- Transfer** the photograph from the digital device to a computer/laptop.
- Crop** the photograph such that your head, shoulders are visible and occupy most of the image.
- Resize** the image to 50 – 100 Kb (maintain aspect ratio, i.e. height and width ratio to avoid distortion of image)



In case you already have a professionally clicked passport size colour photograph follow the following procedure to prepare scanned image of the same.

- 1. Before you scan the photograph ensure that**
 - a. Photo has been taken against a white background without a border and clearly shows your face, eyes and both ears.
 - b. The photograph is of standard passport size (3.5 cm X 4.5 cm, width X height)
 - c. The photograph is recent (within 6 months of online application).
- 2. Scanning of passport size photograph**
 - a. **Draw a Box** of 3.5 horizontal and 4.5 vertical size (3.5 cm x 4.5 cm) on a white sheet of paper using a pencil.
 - b. Paste the photograph in the box drawn.
 - c. Put the paper with photograph in the scanner and **scan only the box with photograph** (do not scan the whole sheet of white paper). **Set the scanning to 200 dpi** and scan the photograph. During scanning most software allows selection of the desired area for final scanning after initial preview & scan.
 - d. **Save the scanned images** as jpg/jpeg/gif/png as “Photograph.jpg” or “Photograph.jpeg” or “Photograph.gif” or “Photograph.png”
 - e. **Resize** the scanned image to 50 – 100 Kb. Use any image editing software to size the image. Maintain the aspect ratio (i.e. relationship of height vs width while resizing)



Checklist before uploading digital image of photo

1. Photograph is in colour with white background.
2. Your face is clearly visible.
3. Size of the image is between 50-100 kb.
4. Image is in .jpg/.jpeg/.gif/.png format.
5. Image is not blurred in the process of editing.

Instruction for preparing digital image of signature

Putting signature inside a box on a white sheet

1. Draw a box of 3 cm x 6 cm (width*height) on a white paper sheet with a pencil.
2. Take a thick tip black/blue ink pen (preferably fountain pen).
3. The person who will be appearing in the examination should sign within the drawn box (full signature).
4. Following kind of signatures are **NOT** acceptable:
 - Signature containing Initials only
 - Signature in CAPITAL LETTERS
 - Signature with overwriting

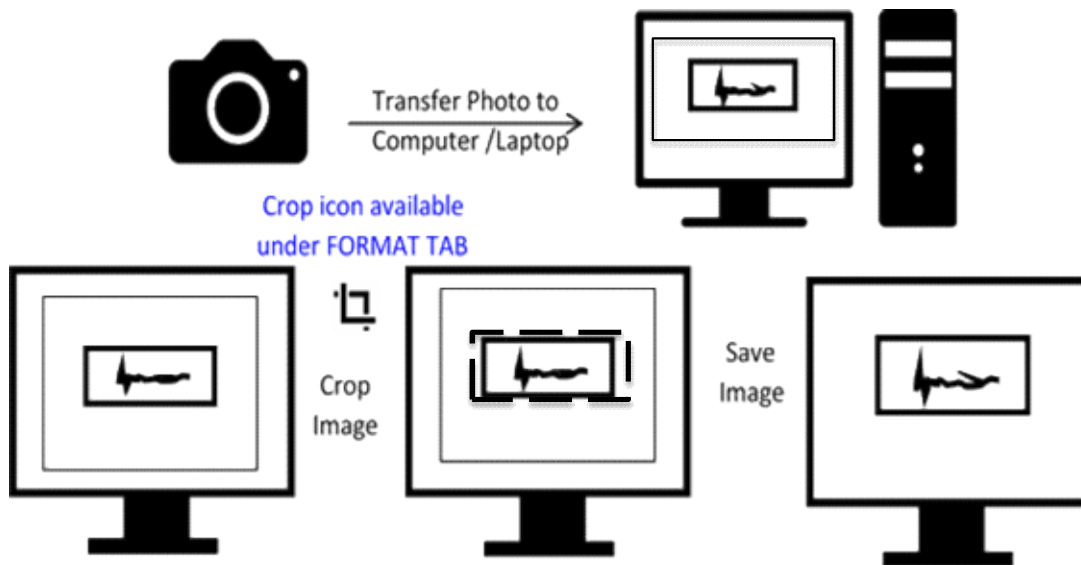


Digital image of your Signature can be made in two ways

- A. Using a digital device to directly image (i.e. camera)
- B. Scanning the signature

A. Preparing digital image of signature using a digital device (camera)

1. Clicking image of signature using a digital device.
 - a) Click the signature within the box in bright light conditions using any digital device (preferably with > 5 megapixel resolution). Avoid using flash.
 - b) Check the shadow of your hands/camera/smartphone etc. does not fall on the sheet.

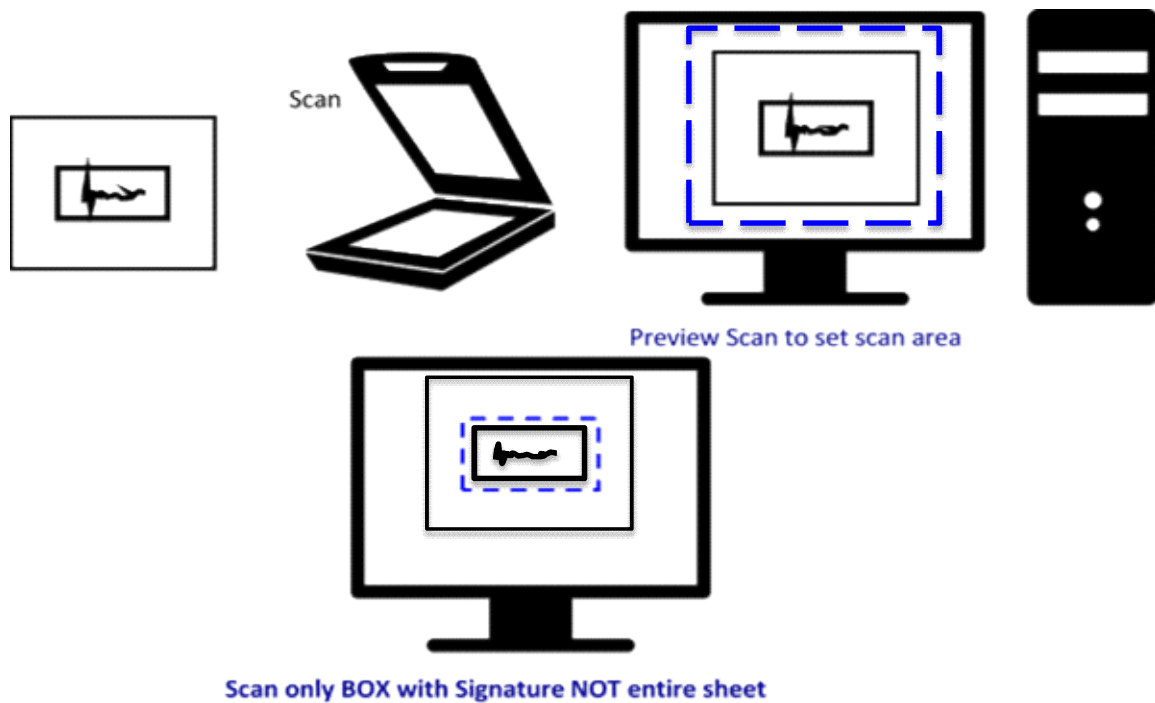


2. Editing digital image of the signature

- a. Transfer the digital image to a computer/laptop.
- b. If required, use **auto-correct feature** of image editing software so that the signature is clear against a white background.
- c. **Crop** the image such that borders of box are reached.
- d. **Resize** the image to 50 – 100 Kb (maintain aspect ratio, i.e. height and width ratio to avoid distortion of image)

B. Scanning the signature

1. Set the scanner to 200 dpi and scan only the box with signature (DO NOT scan the whole sheet)
2. Save the scanned signature as .jpg/.jpeg/.gif/.png image.
3. Re-size the image to 50 to 100 Kb. Size of the image can be checked by right click on the image and then go to “Properties” link. ([Click here](#) to know how to resize a scanned image)



Checklist before uploading digital of signature

1. Signature is clear and without overwriting and against white background
2. Image size is between 50 to 100 Kb
3. Image is in .jpg/.jpeg/.gif/.png format.
4. Image is not blurred in the process of editing.

Instruction for preparing digital image of thumb print

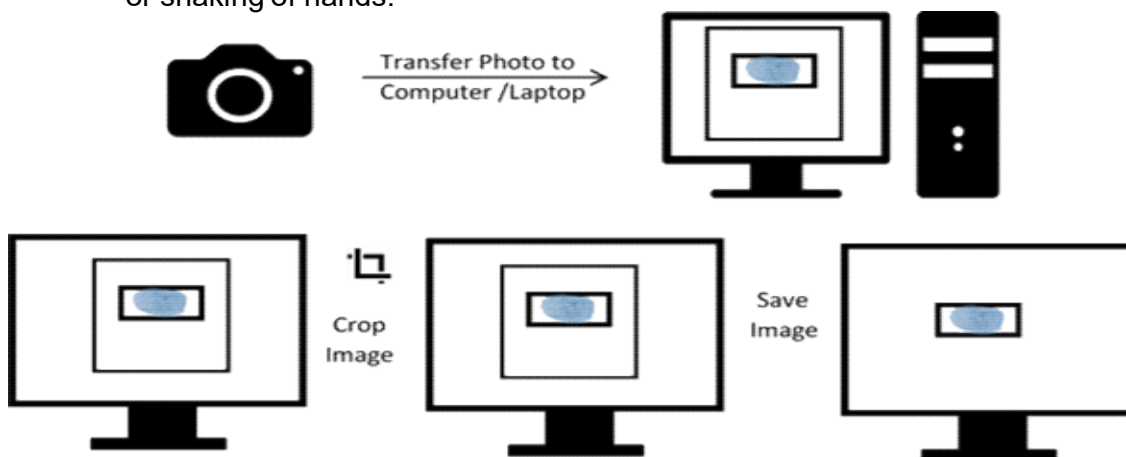
Taking a thumb-print

1. Draw a box of 4 cm x 3 cm (width x height) on a white sheet of paper (you may draw more than 1 box to take multiple thumb print and select the best).
2. Use a fresh blue/black colour ink pad.
3. Practice on a sheet of paper to get the proper thumb-print especially the density or darkness of the colour. The impression of the print should be clear and readable; neither dark nor smudged or light.
4. Clean your hands and dry them before you begin (oil/dirt can obscure the prints)
5. Gently press your **LEFT THUMB** against the ink pad and take a horizontal print of your left thumb within the box. Do not press too much or wriggle as it may lead to smudging of print. Preferably take impressions of thumb in more than box.



Preparing digital image of thumb-print using a digital device (camera/smart phone etc)

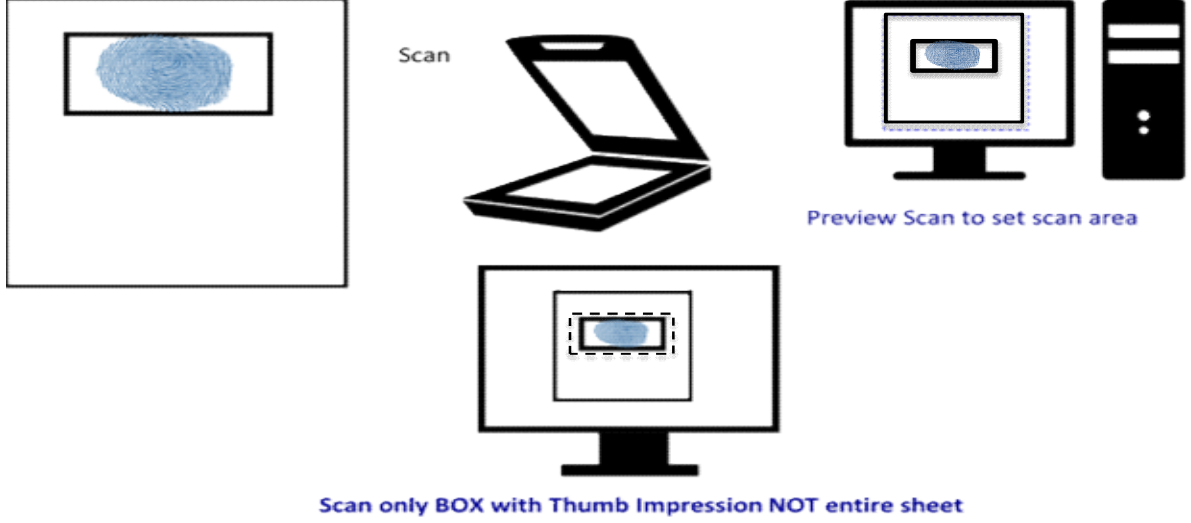
1. **Clicking image of thumb-print using a digital device.**
 - a. Click the image in **bright light conditions** using any digital device (preferably with > 5-megapixel resolution). Avoid using flash.
 - b. Check the shadow of your hands/camera/smartphone etc. does not fall on the sheet.
 - c. Click the image and check that it is not blurred due to low light conditions or shaking of hands.



3. **Editing digital image of the thumb-print**
 - a. Transfer the digital image to a computer/laptop.
 - b. If required, use **auto-correct feature** of image editing software so that the signature is clear against a white background.
 - c. **Crop** the image such that borders of box are reached.
 - d. **Resize** the image to 50 – 100 Kb (maintain aspect ratio, i.e. height and width ratio to avoid distortion of image)

Preparing digital image of thumb-print using a scanner

1. Set the scanner to 200 dpi and scan only the box with signature (**DO NOT** scan the whole sheet)
2. Save the scanned image of thumb-print as .jpg/.jpeg/.gif/.png image.
3. Re-size the image to 50 to 100 Kb. Size of the image can be checked by right click on the image and then go to "Properties" link. ([Click here](#) to know how to resize a scanned image)

































Checklist before uploading digital image of thumb-print









1. Thumb-print and lines are clearly visible against white background
2. Image size is between 50 to 100 Kb
3. Image is in .jpg/.jpeg/.gif/.png format.
4. Image is not blurred in the process of editing.

शरणाग्रं अतु वनसायनम्

While uploading images during Online Registration, please refer following Not Acceptable/ Acceptable sample images.

Not acceptable Photograph	Reason for Rejection	Acceptable
	<p>Poor digital Resolution(100x75)</p> <p>✘</p> <p>✔</p>	
	<p>Facial area is less than 50% of total</p> <p>✘</p> <p>✔</p>	
	<p>Coloured background</p> <p>✘</p> <p>✔</p>	
	<p>Shadow on face</p> <p>✘</p> <p>✔</p>	
	<p>Dark/Tinted Spectacles or Sunglasses</p> <p>✘</p> <p>✔</p>	

Not acceptable Photograph	Reason for Rejection	Acceptable
	<p>Too much glare on spectacles</p>  	
	<p>Spectacle rim over eyes</p>  	
	<p>Lock of hair over eyes</p>  	
	<p>Not looking straight into camera</p>  	
	<p>Cropped image</p>  	

Not acceptable Photograph	Reason for Rejection	Acceptable
	<p>Improper flash or Improper lighting</p> <p>✘</p> <p>✔</p>	
	<p>Photo taken with mobile phone (including "selfies") resulting in distorted face</p> <p>✘</p> <p>✔</p>	
	<p>Distortion due to enlargement of an original smaller image</p> <p>✘</p> <p>✔</p>	
	<p>Black & White Photographs</p> <p>✘</p> <p>✔</p>	



 शरीरमाद्यं खलु धर्मसाधनम्

SIGNATURE:

















1. Draw a box of size **6 x 3 cms** (width * height), on a plain white sheet and put the signature inside the box.
2. Signature should be done with thick point Black/Blue pen only. Signatures having only Initials or done in CAPITAL letters are not acceptable.
3. Scan the area having signature only not the whole sheet. Scan the signature on 200 dpi. It should not be blurred while enlarging it.
4. Save the scanned image as "**Signature.jpg**". Supported formats of the image include jpg/jpeg, gif, png. Keep the size of the image between **10 KB to 50 KB**.

UPLOADING SIGNATURE:

Candidates must upload Signature to correct specified field. Do not make any mistake in uploading Signature.

1. To upload "Candidate Signature.jpg"
 - a. Click "Choose file" button right to the signature field.
 - b. Select the scanned "**Signature.jpg**" file from saved location and click "Open" button.

While uploading Signature during Online Registration, please refer following Not Acceptable/ Acceptable sample Signature images.

		Properly uploaded signature that is in black with white background. The signature is clear and of proper size.
		NOT ACCEPTABLE: Signature uploaded is very small
		NOT ACCEPTABLE: Signature is in coloured ink
		NOT ACCEPTABLE: Signature uploaded is too light and unclear
		NOT ACCEPTABLE: Signature uploaded alongwith background
		NOT ACCEPTABLE: Signature uploaded is partly obscured by marks / sprinkled ink
		NOT ACCEPTABLE: Signature uploaded is blurred
		NOT ACCEPTABLE: Signature is cropped / not scanned properly

LEFT THUMB IMPRESSION:









1. Draw a box of size **4 x 3 cms** (width * height) on a plain white sheet.
2. Take a good quality Blue/Black ink stamp pad.
3. Put your left thumb gently on the stamp pad and role lightly in horizontal manner.
4. The lines of the finger should be clearly visible in the print.
5. Scan the area of white sheet having thumb impression only, not the whole sheet.
6. Scan the left thumb impression on 200 dpi. It should not be blurred while enlarging it.
7. Save the image as "Left Thumb Impression.jpg". Supported formats of the image include jpg/jpeg, gif, png.
8. Keep the size of image between **10 KB to 50 KB**.

UPLOADING LEFT THUMB IMPRESSION:

Candidates must upload Left Thumb Impression to correct specified field. Do not make any mistake in uploading Left Thumb Impression.

1. To upload "**Candidate Left Thumb Impression.jpg**"
 - a. Click "Choose file" button right to the Left Thumb Impression field.
 - b. Select the scanned "**Left Thumb Impression.jpg**" file from saved location and click "**Open**" button.

While uploading Left Thumb Impression during Online Registration, please refer following Not Acceptable/ Acceptable sample Left Thumb Impression images.

		Properly uploaded Left Thumb Impression in .jpg . The Left Thumb Impression is clear and of proper size.
		NOT ACCEPTABLE: Left Thumb Impression Left Thumb Impression uploaded is blurred.
		NOT ACCEPTABLE: Left Thumb Impression uploaded is partly obscured by too much ink.
		NOT ACCEPTABLE: Left Thumb Impression uploaded is partly cropped / not scanned completely

Note:-

- The information will appear in the website strictly as per time schedule laid down in the Prospectus. Telephonic queries / written requests prior to the scheduled date mentioned in the Prospectus regarding receipt of application, acceptance, hoisting of admit cards etc. will not be entertained.

For enquiries relating to Entrance Examination please contact:**Assistant Controller (Exams)****Examination Section****All India Institute of Medical Sciences (AIIMS)****Ansari Nagar, New Delhi -110 608****Tel: 26589900, 26588500 Extn. 6421, 4499, 6422****Fax: 011 2658 8789****www.aiimsexams.ac.in****DISCLAIMER**

The prospectus is a compilation of information obtained and collated from Examination and Academic Sections of AIIMS, New Delhi, other new AIIMS and related sources. Due care has been taken to faithfully reproduce the information provided by various sources.

The AIIMS, New Delhi disclaims any liability towards any individual or group of individuals for any loss or damages caused due to him/her arising out of any action taken on the basis of any information contained in this prospectus that may be due to inadvertent omissions or errors or for any other reason whatsoever.

The AIIMS, New Delhi reserves the right to suitably modify, update or delete or add any part of the prospectus as may be considered necessary by the competent authorities.