

ಕರ್ನಾಟಕ ಸರ್ಕಾರ

ಸಂಖ್ಯೆ: ಎಂಇಡಿ 90 ಆರ್‌ಜಿಯು 2023

ಕರ್ನಾಟಕ ಸರ್ಕಾರದ ಸಚಿವಾಲಯ,
ಬಹುಮಹಡಿಗಳ ಕಟ್ಟಡ,
ಬೆಂಗಳೂರು, ದಿನಾಂಕ:01-08-2023.

ಇವರಿಂದ:

ಸರ್ಕಾರದ ಅಪರ ಮುಖ್ಯ ಕಾರ್ಯದರ್ಶಿ,
ವೈದ್ಯಕೀಯ ಶಿಕ್ಷಣ ಇಲಾಖೆ
ಬಹುಮಹಡಿ ಕಟ್ಟಡ.
ಬೆಂಗಳೂರು.

“Urgent”

ಇವರಿಗೆ:

ಕಾರ್ಯ ನಿರ್ವಾಹಕ ನಿರ್ದೇಶಕರು,
ಕರ್ನಾಟಕ ಪರೀಕ್ಷಾ ಪ್ರಾಧಿಕಾರ,
18ನೇ ಅಡ್ಡರಸ್ತೆ, ಸಂಪಿಗೆ ರಸ್ತೆ,
ಮಲ್ಲೇಶ್ವರಂ, ಬೆಂಗಳೂರು.

ಮಾನ್ಯರೆ,

ವಿಷಯ: 2023-24ನೇ ಸಾಲಿನ ಸ್ನಾತಕ ವೈದ್ಯಕೀಯ ಮತ್ತು ದಂತ ವೈದ್ಯಕೀಯ
ಕೋರ್ಸುಗಳ ಪರಿಷ್ಕೃತ ಸೀಟ್ ಮ್ಯಾಟ್ರಿಕ್ಸ್‌ನ್ನು ಅನುಮೋದಿಸಿರುವ ಕುರಿತು.


ಉಲ್ಲೇಖ:1. ಸರ್ಕಾರದ ಸಮ ಸಂಖ್ಯೆಯ ಆದೇಶ ದಿನಾಂಕ:27-07-2023.

2. ನಿರ್ದೇಶಕರು, ವೈದ್ಯಕೀಯ ಶಿಕ್ಷಣ ನಿರ್ದೇಶನಾಲಯ, ಬೆಂಗಳೂರು ಇವರ
ಏಕಕಡತ ಸಂಖ್ಯೆ:DME/SMS/MCS/100/2023-SMS-DIRECTORATE
OF MEDICAL EDUCATION.

2023-24ನೇ ಸಾಲಿನ ಸ್ನಾತಕ ವೈದ್ಯಕೀಯ ಮತ್ತು ದಂತ ವೈದ್ಯಕೀಯ ಕೋರ್ಸುಗಳ ಪರಿಷ್ಕೃತ
ಸೀಟ್ ಮ್ಯಾಟ್ರಿಕ್ಸ್‌ನ್ನು ಅನುಮೋದಿಸಿರುವುದನ್ನು ನಿಯಮಾನುಸಾರ ಮುಂದಿನ ಸೂಕ್ತ ಕ್ರಮಕ್ಕಾಗಿ ತಮಗೆ
ಕಳುಹಿಸಿಕೊಡಲು ನಾನು ನಿರ್ದೇಶಿತನಾಗಿದ್ದೇನೆ.

ತಮ್ಮ ನಂಬುಗೆಯ,

(ಸರ್ಕಾರದ ಅಪರ ಮುಖ್ಯ ಕಾರ್ಯದರ್ಶಿ
ವೈದ್ಯಕೀಯ ಶಿಕ್ಷಣ ಇಲಾಖೆ
ಇವರಿಂದ ಅನುಮೋದಿಸಲ್ಪಟ್ಟ)


(ಎ. ಶ್ರೀನಿಧಿ)


ಸರ್ಕಾರದ ಅಧೀನ ಕಾರ್ಯದರ್ಶಿ-3,
ವೈದ್ಯಕೀಯ ಶಿಕ್ಷಣ ಇಲಾಖೆ

He
01.08.2023

ANNEXURE-I

Distribution of I MBBS Government Seats among various Categories (G,P,N,Q) both in Government and Private Medical Colleges for the academic year 2023-24

Sl.No.	Name of the College	Intake	AIQ 15%	G seat 85%	ESI Quota	P seats	N Seats	O seats
Government Medical College								
1	Bangalore Medical College and Research Institute, Bangalore	250	38	212	0	0	0	0
2	Belagavi Institute of Medical Sciences, Belagavi	150	22	128	0	0	0	0
3	Chamarajanagar Institute of Medical Sciences, Chamarajanagar	150	23	127	0	0	0	0
4	Chikkaballapura Institute of Medical Sciences, Chikkaballapura	100	15	85	0	0	0	0
5	Chikkamagaluru Institute of Medical Sciences, Chikkamagaluru	150	23	127	0	0	0	0
6	Chitradurga Medical College and Research Institute	150	22	128	0	0	0	0
7	Gadag Institute of Medical Sciences, Mallasamudra, Mulgund Road, Gadag	150	22	128	0	0	0	0
8	Government Medical College, Mysore	150	23	127	0	0	0	0
9	Hassan Institute of Medical Sciences, Hassan	150	22	128	0	0	0	0
10	Haveri Institute of Medical Sciences, Haveri	150	23	127	0	0	0	0
11	Karnataka Institute of Medical Sciences, Hubli	200	30	170	0	0	0	0
12	Karwar Institute of Medical Sciences, Karwar	150	22	128	0	0	0	0
13	Kodagu Institute of Medical Sciences, Kodagu	150	23	127	0	0	0	0
14	Mandya Institute of Medical Sciences, Mandya	150	23	127	0	0	0	0
15	Shimoga Institute of Medical Sciences, Shimoga	150	23	127	0	0	0	0
16	Shri Atal Bihari Medical College & Research Institute Bangalore	150	23	127	0	0	0	0
17	Bidar Medical college, Bidar	150	23	127	0	0	0	0
18	Gulbarga Institute of Medical Sciences, Gulbarga	150	23	127	0	0	0	0
19	Koppal institute of Medical Sciences, Koppal	150	23	127	0	0	0	0
20	Raichur Institute of Medical Sciences, Raichur	150	22	128	0	0	0	0
21	Vijaynagar Institute of Medical Sciences, Bellary	200	30	170	0	0	0	0
22	Yadgiri Institute of Medical Sciences, Yadgiri	150	23	127	0	0	0	0
23	Employees State Insurance Corporation Medical College, Bangalore	150	29	50	71	0	0	0
24	Employees State Insurance Corporation Medical College, Gulbarga	150	22	60	68	0	0	0
Govt Colleges Total		3750	572	3039	139	0	0	0
Non Minority Medical College								
		Intake	AIQ 0%	G seat 40%	ESI Quota	P seats 40%	N Seats 15%	O seats 5%
25	Basaveswara Medical College and Hospital, Chitradurga	150	0	60	0	60	23	7
26	BGS Global Institute of Medical Sciences, Bangalore	150	0	60	0	60	22	8
27	Dr BR Ambedkar Medical College, Bangalore	150	0	60	0	60	22	8
28	East Point College of Medical Sciences & Research Centre, Bangalore	150	0	60	0	60	22	8
29	JJM Medical College, Davangere	245	0	98	0	98	37	12
30	Kempegowda Institute of Medical Sciences, Bangalore	150	0	60	0	60	22	8
31	K V G Medical College, Sullia	100	0	40	0	40	15	5
32	S. Nijalingappa Medical College & HSK Hospital & Research Centre, Bagalkot	250	0	100	0	101	38	11
33	S S Institute of Medical Sciences & Research Centre, Davangere	200	0	80	0	80	30	10
34	Shridevi Institute of Medical Sciences, Tumkur	150	0	60	0	60	23	7
35	Siddaganga Medical College and Research Institute, Tumakuru	150	0	60	0	60	23	7
36	Sri Chamundeshwari Medical College Hospital & Research Institute ***	150	0	60	0	60	22	8
37	Mahadevappa Rampure Medical College, Gulbarga	150	0	60	0	60	23	7
Non Minority Colleges Total		2145	0	858	0	859	322	106


 Under Secretary to Government-3
 Health and Family Welfare Department
 (Medical Education)

RKC

ANNEXURE-I

Distribution of I MBBS Government Seats among various Categories (G,P,N,Q) both in Government and Private Medical Colleges for the academic year 2023-24

Sl.No.	Name of the College	Intake	AIQ 15%	G seat 85%	ESI Quota	P seats	N Seats	O seats
Minority Medical College		Intake	AIQ 0%	G seat 25%	ESI Quota	P seats 55%	N Seats 15%	O seats 5%
38	A J Institute of Medical Sciences & Research Centre, Mangalore	150	0	37	0	83	22	8
39	Akash Institute of Medical Sciences & Research, Bangalore	150	0	38	0	82	22	8
40	Al-Ameen Medical College, Bijapur	150	0	37	0	83	22	8
41	Father Mullers Institute of Medical Education and Research, Mangalore	150	0	37	0	83	22	8
42	Kanachur Institute of Medical Sciences, Mangalore	150	0	37	0	83	23	7
43	MVJ Medical College and Research Hospital, Bangalore	150	0	37	0	83	22	8
44	Oxford Medical College, Bangalore	150	0	37	0	83	22	8
45	Srinivas Institute of Medical Research Centre, Srinivasnagar	150	0	38	0	82	22	8
46	Subbaiah Institute of Medical Sciences, Shimoga, Karnataka	200	0	50	0	110	30	10
47	Vydehi Institute Of Medical Sciences & Research Centre, Bangalore	250	0	62	0	138	37	13
48	Navodaya Medical College, Raichur	200	0	50	0	110	30	10
49	St. Johns Medical College, Bangalore ****	150	0	0	0	150	0	0
Minority Collges Total		2000	0	460	0	1170	274	96
Private university		Intake	AIQ 0%	G seat 40%	ESI Quota	P seats 40%	N Seats 15%	O seats 5%
50	Adichunchanagiri Institute of Medical Sciences Bellur	250	0	100	0	100	37	13
51	Dr. Chandramma Dayananda Sagar Instt. of Medical Education & Research,	150	0	60	0	60	23	7
52	M S Ramaiah Medical College, Bangalore	150	0	60	0	60	22	8
53	SDM College of Medical Sciences & Hospital, Sattur, Dharwad	150	0	60	0	60	22	8
54	Sri Madhusudan Sai Institute of Medical Sciences and Research	50	0	20	0	20	7	3
55	Sapthagiri Institute of Medical Sciences & Research Centre, Bangalore	250	0	100	0	100	37	13
56	Khaja Banda Nawaz Institute of Medical Sciences, Gulbarga *** (Minority Private University)	150	0	37	0	83	23	7
Private University Total		1150	0	437	0	483	171	59
Deemed University		Intake	AIQ 0%	G seat 25%	Deemed Quota	P seats 40%	N Seats 15%	O seats 5%
57	Jawaharlal Nehru Medical College, Belgaum	200	0	12	188	0	0	0
58	JSS Medical College, Mysore	250	0	12	238	0	0	0
59	Kasturba Medical College, Mangalore	250	0	52	198	0	0	0
60	K S Hegde Medical Academy, Mangalore 100 increase	250	0	37	213	0	0	0
61	Yenepoya Medical College, Mangalore 100 seats increase	250	0	38	212	0	0	0
62	Jagadguru Gangadhar Mahaswamigalu Moorusavirmath M, C Dharwad	150	0	37	113	0	0	0
63	Kasturba Medical College, Manipal	250	0	0	250	0	0	0
64	Shri B M Patil Medical College, Hospital & Research Centre, Vijayapura(Bijapur)	200	0	0	200	0	0	0
65	Sri Devaraj URS Medical College, Kolar	150	0	0	150	0	0	0
66	Sri siddhartha Institute of Medical Sciences & Research Centre, Bangalore	150	0	0	150	0	0	0
67	Sri Siddhartha Medical College, Tumkur	200	0	0	200	0	0	0
68	Rajarajeswari Medical College, Bangalore	250	0	0	250	0	0	0
Deemed University Total		2550	0	188	2362	0	0	0
Grand Total		11595	572	4982	2501	2512	767	261




Under Secretary to Government-3
Health and Family Welfare Department
(Medical Education)

ANNEXURE-II

Distribution of I MBBS Government Seats among various Special Categories both in Government and Private Medical Colleges for the academic year 2023-24


Sl. No	Name of the College	Govt Seats	Defence	Ex-Defence	Scout & Guides	Sports	NCC	Anglo Indians	PWD	kashmiri migrants	CAPF	Total	Bal.	NHK	HK
1	Bangalore Medical College and Research Institute, Bangalore	212		1					10	1		12	200	184	16
2	Belagavi Institute of Medical Sciences, Belagavi	128			1			1	7	1		10	118	108	10
3	Chamarajanagar Institute of Medical Sciences, Chamarajanagar	127		1		1			6	1		9	118	109	9
4	Chikkaballapura Institute of Medical Sciences, Chikkaballapura	85					1		4	1		6	79	72	7
5	Chikkamagaluru Institute of Medical Sciences, Chikkamagaluru	127							6	1		7	120	111	9
6	Chitradurga Medical College and Research Institute	128							7	1		8	120	110	10
7	Gadag Institute of Medical Sciences, Mallasamudra, Mulgund Road, Gadag	128							6	1		7	121	111	10
8	Government Medical College, Mysore	127							7	1		8	119	110	9
9	Hassan Institute of Medical Sciences, Hassan	128	1				1		6	1	1	10	118	108	10
10	Haveri Institute of Medical Sciences, Haveri	127		1					6	1		8	119	110	9
11	Karnataka Institute of Medical Sciences, Hubli	170							9	1		10	160	147	13
12	Karwar Institute of Medical Sciences, Karwar	128				1			6	1		8	120	111	9
13	Kodagu Institute of Medical Sciences, Kodagu	127							7	1		8	119	109	10
14	Mandya Institute of Medical Sciences, Mandya	127				1			6	1		8	119	110	9
15	Shimoga Institute of Medical Sciences, Shimoga	127					1		6	1		8	119	109	10
16	Shri Atal Bihari Medical College & Research Institute Bangalore	127	1						7	1		9	118	109	9
17	Employees State Insurance Corporation Medical College, Bangalore	50					1		2	1		4	46	42	4
18	Basaveswara Medical College and Hospital, Chitradurga	60							3			3	57	52	5
19	BGS Global Institute of Medical Sciences, Bangalore	60	1						3			4	56	52	4


 Under Secretary to Government-3
 Health and Family Welfare Department
 (Medical Education)

ANNEXURE-II

Distribution of I MBBS Government Seats among various Special Categories both in Government and Private Medical Colleges for the academic year 2023-24


Sl. No	Name of the College	Govt Seats	Defence	Ex-Defence	Scout & Guides	Sports	NCC	Anglo Indians	PWD	kashmiri migrants	CAPF	Total	Bal.	NHK	HK
20	Dr BR Ambedkar Medical College, Bangalore	60		1					3			4	56	51	5
21	East Point College of Medical Sciences & Research Centre, Bangalore	60	1						3			4	56	52	4
22	JJM Medical College, Davangere	98							5			5	93	85	8
23	Kempegowda Institute of Medical Sciences, Bangalore	60			1				3			4	56	52	4
24	K V G Medical College, Sullia	40					1		2			3	37	34	3
25	S. Nijalingappa Medical College & HSK Hospital & Research Centre, Bagalkot	100		1					5			6	94	86	8
26	S S Institute of Medical Sciences & Research Centre, Davangere	80				1			4			5	75	69	6
27	Shridevi Institute of Medical Sciences, Tumkur	60							3			3	57	53	4
28	Siddaganga Medical College and Research Institute, Tumakuru	60							3			3	57	52	5
29	A J Institute of Medical Sciences & Research Centre, Mangalore	37	1						2			3	34	32	2
30	Akash Institute of Medical Sciences & Research, Bangalore	38			1				2			3	35	32	3
31	Al-Ameen Medical College, Bijapur	37							2			2	35	32	3
32	Sri Chamundeshwari Medical College Hospital & R	60							3			3	57	52	5
33	Father Mullers Institute of Medical Education and Research, Mangalore	37				1			2			3	34	32	2
34	Kanachur Institute of Medical Sciences, Mangalore	37		1					1			2	35	32	3
35	MVJ Medical College and Research Hospital, Bangalore	37							2			2	35	32	3
36	Oxford Medical College, Bangalore	37					1		2			3	34	31	3
37	Rajarajeshwari Medical College, Bangalore	0							0			0	0	0	0
38	Srinivas Institute of Medical Research Centre, Srinivasnagar	38							2			2	36	34	2
39	Subbaiah Institute of Medical Sciences, Shimoga Karnataka	50	1						2			3	47	43	4
40	Vydehi Institute Of Medical Sciences & Research Centre, Bangalore	62					1		4			5	57	52	5


 Under Secretary to Government-3
 Health and Family Welfare Department
 (Medical Education)

ANNEXURE-II

Distribution of I MBBS Government Seats among various Special Categories both in Government and Private Medical Colleges for the academic year 2023-24


Sl. No	Name of the College	Govt Seats	Defence	Ex-Defence	Scout & Guides	Sports	NCC	Anglo Indians	PWD	kashmiri migrants	CAPF	Total	Bal.	NHK	HK
41	St. Johns Medical College, Bangalore	0							0			0	0	0	0
42	Adichunchanagiri Institute of Medical Sciences Bellur	100							5			5	95	88	7
43	Dr. Chandramma Dayananda Sagar Instt. of Medical Education & Research,	60	1						3			4	56	51	5
44	M S Ramaiah Medical College, Bangalore	60				1			3			4	56	52	4
45	Sri Madhusudan Sai Institute of Medical Sciences	20							1			1	19	17	2
46	SDM College of Medical Sciences & Hospital, Sattur, Dharwad	60			1				3			4	56	52	4
47	Sapthagiri Institute of Medical Sciences & Research Centre, Bangalore	100	1				1		5			7	93	85	8
48	Jawaharlal Nehru Medical College, Belgaum	12							0			0	12	11	1
49	JSS Medical College, Mysore	12				1			1			2	10	9	1
50	Kasturba Medical College, Mangalore	52	1						2			3	49	46	3
51	K S Hegde Medical Academy, Mangalore	37							2			2	35	32	3
52	Yenepoya Medical College, Mangalore	38							2			2	36	33	3
53	Jagadguru Gangadhar Mahaswamigalu Moorusavirmath M, C Dharwad	37							2			2	35	32	3
54	Bidar Medical college, Bidar	127							6	1		7	120	36	84
55	Gulbarga Institute of Medical Sciences, Gulbarga	127		1					7	1		9	118	35	83
56	Koppal institute of Medical Sciences, Koppal	127							6	1		7	120	36	84
57	Raichur Institute of Medical Sciences, Raichur	128	1				1		6	1		9	119	36	83
58	Vijaynagar Institute of Medical Sciences, Bellary	170							9	1		10	160	48	112
59	Yadgiri Institute of Medical Sciences, Yadgiri	127							6	1		7	120	36	84
60	Employees State Insurance Corporation Medical College, Gulbarga	60		1			1		3	1		6	54	16	38
61	Mahadevappa Rampure Medical College, Gulbarga	60			1				3			4	56	17	39
62	Navodaya Medical College, Raichur	50							3			3	47	14	33


 Under Secretary to Government-3
 Health and Family Welfare Department
 (Medical Education)

ANNEXURE-II

Distribution of I MBBS Government Seats among various Special Categories both in Government and Private Medical Colleges for the academic year 2023-24

Sl. No	Name of the College	Govt Seats	Defence	Ex-Defence	Scout & Guides	Sports	NCC	Anglo Indians	PWD	kashmiri migrants	CAPF	Total	Bal.	NHK	HK
63	Khaja Banda Nawaz Institute of Medical Sciences, Gulbarga	37							2			2	35	10	25
Grand Tota		4982	10	8	5	7	10	1	249	24	1	315	4667	3704	963




Under Secretary to Government-3
Health and Family Welfare Department
(Medical Education)

ANNEXURE-III


Distribution of I MBBS Government Seats among various Special Categories both in Government and Private Medical Colleges for the academic year 2023-24

NHK Category wise Seat matrix

Sl.No	Name of the Medical College	NHKT	GMG	GMR	GMK	SCG	SCR	SCK	STG	STR	STK	IG	IR	IK	2AG	2AR	2AK	2BG	2BR	2BK	3AG	3AR	3AK	3BG	3BR	3BK
			80%	15%	5%	80%	15%	5%	80%	15%	5%	80%	15%	5%	80%	15%	5%	80%	15%	5%	80%	15%	5%	80%	15%	5%
1	Bangalore Medical College and Research Institute, Bangalore	184	65	12	4	26	4	1	12	2	0	7	1	0	22	4	1	6	1	0	6	1	0	8	1	0
2	Belagavi Institute of Medical Sciences, Belagavi	108	39	7	2	14	3	1	5	1	1	4	0	0	14	2	1	5	0	0	4	0	0	4	1	0
3	Chamarajanagar Institute of Medical Sciences, Chamarajanagar	109	38	7	2	16	3	1	6	1	0	3	1	0	13	2	1	3	1	0	4	1	0	5	0	1
4	Chikkaballapura Institute of Medical Sciences, Chikkaballapura	72	25	5	2	9	1	1	5	1	0	3	0	0	9	2	0	3	0	0	3	0	0	2	1	0
5	Chikkamagaluru Institute of Medical Sciences, Chikkamagaluru	111	40	7	2	16	3	0	6	1	1	3	1	1	12	3	1	2	1	1	2	1	1	5	1	0
6	Chitradurga Medical College and Research Institute	110	39	7	3	15	3	1	6	1	0	3	1	0	14	2	1	4	1	0	3	1	0	4	1	0
7	Gadag Institute of Medical Sciences, Mallasamudra, Mulgund Road, Gadag	111	38	8	2	15	3	1	7	1	0	5	0	0	13	2	1	4	0	0	5	0	0	5	0	1
8	Government Medical College, Mysore	110	39	7	3	15	3	1	5	1	1	3	1	0	14	3	0	4	1	0	3	1	0	4	1	0
9	Hassan Institute of Medical Sciences, Hassan	108	38	7	2	14	3	1	7	1	0	2	1	1	13	2	1	2	1	1	3	1	1	5	1	0
10	Haveri Institute of Medical Sciences, Haveri	110	39	7	2	16	2	1	6	1	1	5	0	0	13	3	1	4	0	0	4	0	0	4	1	0
11	Karnataka Institute of Medical Sciences, Hubli	147	51	10	4	19	4	1	9	2	0	5	1	0	18	3	1	5	1	0	5	1	0	5	1	1
12	Karwar Institute of Medical Sciences, Karwar	111	40	7	2	15	3	1	6	1	0	3	1	0	13	3	1	4	1	0	3	1	0	5	1	0
13	Kodagu Institute of Medical Sciences, Kodagu	109	38	7	3	15	3	1	5	1	1	3	0	1	13	2	1	3	0	1	4	0	1	5	1	0
14	Mandya Institute of Medical Sciences, Mandya	110	39	8	2	15	3	1	7	1	0	4	1	0	12	3	1	3	1	0	3	1	0	4	0	1
15	Shimoga Institute of Medical Sciences, Shimoga	109	38	7	2	15	2	1	5	2	1	3	1	0	14	2	0	4	1	0	4	1	0	5	1	0
16	Shri Atal Bihari Medical College & Research Institute Bangalore	109	39	7	3	15	3	1	6	1	0	4	0	0	13	3	1	4	0	0	4	0	0	4	1	0
17	Employees State Insurance Corporation Medical College, Bangalore	42	14	3	1	6	1	0	3	0	0	1	1	0	5	1	1	1	1	0	0	1	0	2	0	0
18	Basaveswara Medical College and Hospital, Chitradurga	52	19	3	1	6	1	1	3	1	0	2	0	0	6	1	0	2	0	0	3	0	0	2	1	0
19	BGS Global Institute of Medical Sciences, Bangalore	52	18	4	1	7	2	0	4	0	0	2	0	0	7	1	0	2	0	0	2	0	0	2	0	0
20	Dr BR Ambedkar Medical College, Bangalore	51	18	3	1	7	1	1	1	1	1	0	1	1	6	1	1	0	1	1	0	1	1	1	1	1
21	East Point College of Medical Sciences & Research Centre, Bangalore	52	18	4	1	8	1	0	4	0	0	2	0	0	7	1	0	2	0	0	2	0	0	2	0	0
22	JJM Medical College, Davangere	85	30	5	2	11	3	1	5	1	0	3	1	0	9	2	1	3	1	0	3	0	0	3	1	0
23	Kempegowda Institute of Medical Sciences, Bangalore	52	19	4	1	7	1	0	2	1	0	2	0	0	7	1	0	2	0	0	1	1	0	3	0	0
24	K V G Medical College, Sullia	34	11	2	1	4	1	1	3	0	0	1	0	0	4	1	0	1	0	0	2	0	0	2	0	0
25	S. Nijalingappa Medical College & HSK Hospital & Research Centre, Bagalkot	86	30	6	2	13	2	0	4	1	1	3	1	0	10	2	1	3	0	0	3	0	0	3	1	0
26	S S Institute of Medical Sciences & Research Centre, Davangere	69	25	4	1	9	2	1	4	1	0	2	0	0	8	1	1	2	1	0	2	1	0	3	0	1
27	Shridevi Institute of Medical Sciences, Tumkur	53	18	4	2	8	1	0	3	0	0	2	0	0	7	2	0	2	0	0	2	0	0	1	1	0


 Under Secretary to Government-3
 Health and Family Welfare Department
 (Medical Education)

Sl.No	Name of the Medical College	NHKT	GMG	GMR	GMK	SCG	SCR	SCK	STG	STR	STK	1G	1R	1K	2AG	2AR	2AK	2BG	2BR	2BK	3AG	3AR	3AK	3BG	3BR	3BK
			80%	15%	5%	80%	15%	5%	80%	15%	5%	80%	15%	5%	80%	15%	5%	80%	15%	5%	80%	15%	5%	80%	15%	5%
28	Siddaganga Medical College and Research Institute, Tumakuru	52	19	3	1	6	1	1	3	1	0	1	1	1	6	1	0	1	0	1	1	0	1	3	0	0
29	A J Institute of Medical Sciences & Research Centre, Mangalore	32	12	2	0	4	1	0	3	0	0	1	0	0	3	1	1	1	1	0	0	1	0	1	0	0
30	Akash Institute of Medical Sciences & Research, Bangalore	32	11	2	1	5	1	0	0	1	1	1	0	0	5	0	0	1	0	0	1	0	0	1	1	0
31	Al-Ameen Medical College, Bijapur	32	11	2	1	4	1	1	2	0	0	1	0	0	3	1	0	1	0	0	2	0	0	2	0	0
32	Sri Chamundeshwari Medical College Hospital & Research Institute, Mangalore	52	18	4	1	8	1	0	3	0	0	2	0	0	8	1	0	2	0	0	2	0	0	2	0	0
33	Father Mullers Institute of Medical Education and Research, Mangalore	32	11	2	1	3	1	0	2	1	0	1	1	0	2	1	1	1	1	0	0	1	0	1	1	0
34	Kanachur Institute of Medical Sciences, Mangalore	32	12	2	0	4	1	1	2	0	0	1	0	0	3	1	0	1	0	0	2	0	0	2	0	0
35	MVJ Medical College and Research Hospital, Bangalore	32	11	2	1	5	1	0	2	0	0	1	0	0	6	0	0	1	0	0	1	0	0	1	0	0
36	Oxford Medical College, Bangalore	31	10	2	1	5	0	0	2	1	0	2	0	0	3	1	0	1	0	0	1	0	0	2	0	0
37	Rajarajeshwari Medical College, Bangalore	0	0	0	0	0	0	0	0	0	0	0	0	0	0	0	0	0	0	0	0	0	0	0	0	0
38	Srinivas Institute of Medical Research Centre, Srinivasnagar	34	13	2	1	5	1	0	1	0	0	1	0	0	3	1	1	2	0	0	2	0	0	0	0	1
39	Subbaiah Institute of Medical Sciences, Shimoga, Karnataka	43	16	3	0	5	2	1	2	0	1	1	1	0	6	1	0	0	1	0	0	1	0	1	1	0
40	Vydehi Institute Of Medical Sciences & Research Centre, Bangalore	52	17	4	2	7	1	0	3	1	0	2	0	0	6	1	0	3	0	0	2	0	0	3	0	0
41	St. Johns Medical College, Bangalore	0	0	0	0	0	0	0	0	0	0	0	0	0	0	0	0	0	0	0	0	0	0	0	0	0
42	Adichunchanagiri Institute of Medical Sciences Bellur	88	31	5	2	12	2	1	5	1	0	2	0	1	11	2	1	2	0	1	3	0	1	4	1	0
43	Dr. Chandramma Dayananda Sagar Instt. of Medical Education & Research, Bangalore	51	17	4	1	8	1	0	3	1	0	1	1	0	7	1	0	1	1	0	1	1	0	2	0	0
44	M S Ramaiah Medical College, Bangalore	52	19	3	1	6	2	1	4	0	0	2	0	0	5	1	1	2	0	0	2	0	0	2	1	0
45	Sri Madhusudan Sai Institute of Medical Sciences and Research	17	7	1	0	2	0	0	1	0	0	1	0	0	1	1	0	1	0	0	1	0	0	1	0	0
46	SDM College of Medical Sciences & Hospital, Sattur, Dharwad	52	18	4	1	8	1	0	2	1	1	1	1	0	8	1	0	1	1	0	1	0	0	2	0	0
47	Sapthagiri Institute of Medical Sciences & Research Centre, Bangalore	85	30	5	2	11	3	1	4	1	0	4	0	0	10	2	1	3	0	0	3	1	0	2	1	1
48	Jawaharlal Nehru Medical College, Belgaum	11	4	1	0	2	0	0	1	0	0	0	0	0	1	0	0	1	0	0	0	0	0	1	0	0
49	JSS Medical College, Mysore	9	2	1	1	1	0	0	1	0	0	0	0	0	2	0	0	0	0	0	1	0	0	0	0	0
50	Kasturba Medical College, Mangalore	46	16	3	1	6	1	1	3	0	0	2	0	0	5	1	0	2	0	0	2	0	0	3	0	0
51	K S Hegde Medical Academy, Mangalore	32	12	2	0	5	1	0	1	1	0	0	1	0	4	1	1	0	1	0	0	1	0	0	1	0
52	Yenepoya Medical College, Mangalore	33	12	2	1	3	1	0	3	0	0	2	0	0	3	1	0	2	0	0	1	0	0	2	0	0
53	Jagadguru Gangadhar Mahaswamigalu Moorosavirmath M, C Dharwad	32	11	2	1	4	1	1	1	0	1	1	0	0	4	0	0	1	0	0	2	0	0	2	0	0
54	Bidar Medical college, Bidar	36	12	3	1	6	1	0	1	1	0	1	0	0	6	1	0	1	0	0	1	0	0	1	0	0
55	Gulbarga Institute of Medical Sciences, Gulbarga	35	13	2	0	5	0	0	3	0	0	1	0	1	3	1	1	1	0	1	1	0	0	1	1	0
56	Koppal institute of Medical Sciences, Koppal	36	13	2	1	5	1	1	1	1	0	0	1	0	4	1	0	0	1	0	0	1	1	2	0	0
57	Raichur Institute of Medical Sciences, Raichur	36	11	2	1	5	1	0	3	0	0	2	0	0	5	1	0	2	0	0	1	0	0	1	0	0
58	Vijaynagar Institute of Medical Sciences, Bellary	48	18	3	1	6	2	0	3	0	0	2	0	0	4	1	1	2	0	0	2	0	0	2	0	1
59	Yadgiri Institute of Medical Sciences, Yadgiri	36	12	2	1	5	0	1	2	1	0	1	0	0	5	1	0	1	0	0	2	0	0	1	1	0


 Under Secretary to Government-3
 Health and Family Welfare Department
 (Medical Education)

Sl.No	Name of the Medical College	NHKT	GMG	GMR	GMK	SCG	SCR	SCK	STG	STR	STK	IG	IR	IK	2AG	2AR	2AK	2BG	2BR	2BK	3AG	3AR	3AK	3BG	3BR	3BK
			80%	15%	5%	80%	15%	5%	80%	15%	5%	80%	15%	5%	80%	15%	5%	80%	15%	5%	80%	15%	5%	80%	15%	5%
60	Employees State Insurance Corporation Medical College, Gulbarga	16	6	1	0	2	1	0	1	0	0	0	1	0	3	0	0	0	1	0	0	0	0	0	0	0
61	Mahadevappa Rampure Medical College, Gulbarga	17	7	1	0	2	0	0	2	0	0	1	0	0	2	0	0	0	0	0	0	1	0	1	0	0
62	Navodaya Medical College, Raichur	14	5	1	1	2	1	0	0	0	0	0	0	0	1	1	0	1	0	0	0	0	0	1	0	0
63	Khaja Banda Nawaz Institute of Medical Sciences, Gulbarga	10	3	1	0	2	0	0	0	0	1	0	0	0	1	0	0	0	0	0	1	0	0	1	0	0
Grand Total		3704	1305	244	81	505	94	31	209	38	13	119	22	7	445	83	27	119	22	7	119	22	7	149	27	9



 Under Secretary to Government-3
 Health and Family Welfare Department
 (Medical Education) *see*

ANNEXURE-IV

Distribution of I MBBS Government Seats among various Special Categories both in Government and Private Medical Colleges for the academic year 2023-24

HK Category wise Seat matrix

Sl.No	Name of the Medical College	HK T	GMG	GMR	GMK	SCG	SCR	SCK	STG	STR	STK	1G	1R	1K	2AG	2AR	2AK	2BG	2BR	2BK	3AG	3AR	3AK	3BG	3BR	3BK
		80%	15%	5%	80%	15%	5%	80%	15%	5%	80%	15%	5%	80%	15%	5%	80%	15%	5%	80%	15%	5%	80%	15%	5%	
1	Bangalore Medical College and Research Institute, Bangalore	16	7	1	0	3	0	0	1	0	0	1	0	0	2	0	0	1	0	0	0	0	0	0	0	0
2	Belagavi Institute of Medical Sciences, Belagavi	10	4	0	0	1	0	0	1	0	0	0	0	0	2	0	0	0	0	0	1	0	0	1	0	0
3	Chamarajanagar Institute of Medical Sciences, Chamarajanagar	9	2	1	0	2	0	0	1	0	0	1	0	0	1	0	0	1	0	0	0	0	0	0	0	0
4	Chikkaballapura Institute of Medical Sciences, Chikkaballapura	7	4	0	0	0	1	0	1	0	0	0	0	0	1	0	0	0	0	0	0	0	0	0	0	0
5	Chikkamagaluru Institute of Medical Sciences, Chikkamagaluru	9	1	1	1	2	0	0	0	0	0	0	0	0	1	1	0	0	0	0	1	0	0	1	0	0
6	Chitradurga Medical College and Research Institute	10	4	1	0	2	0	0	0	0	0	1	0	0	1	0	0	1	0	0	0	0	0	0	0	0
7	Gadag Institute of Medical Sciences, Mallasamudra, Mulgund Road, Gadag	10	4	0	0	1	0	0	2	0	0	0	0	0	2	0	0	0	0	0	0	0	0	1	0	0
8	Government Medical College, Mysore	9	3	1	0	1	0	0	0	1	0	1	0	0	1	0	0	0	0	0	1	0	0	0	0	0
9	Hassan Institute of Medical Sciences, Hassan	10	4	0	1	1	1	0	0	0	0	0	0	0	1	0	0	1	0	0	0	0	0	1	0	0
10	Haveri Institute of Medical Sciences, Haveri	9	2	1	0	2	0	0	0	0	0	0	0	0	1	1	0	0	0	0	1	0	0	1	0	0
11	Karnataka Institute of Medical Sciences, Hubli	13	6	1	0	2	0	0	1	0	0	1	0	0	1	0	0	1	0	0	0	0	0	0	0	0
12	Karwar Institute of Medical Sciences, Karwar	9	3	0	0	0	0	1	1	0	0	0	0	0	2	0	0	0	0	0	1	0	0	1	0	0
13	Kodagu Institute of Medical Sciences, Kodagu	10	4	1	0	1	1	0	0	0	0	1	0	0	1	0	1	0	0	0	0	0	0	0	0	0
14	Mandya Institute of Medical Sciences, Mandya	9	2	1	1	1	0	0	2	0	0	0	0	0	0	1	0	1	0	0	0	0	0	0	0	0
15	Shimoga Institute of Medical Sciences, Shimoga	10	4	0	0	3	0	0	0	0	0	0	0	0	1	0	0	0	0	0	1	0	0	0	1	0
16	Shri Atal Bihari Medical College & Research Institute Bangalore	9	3	1	0	1	1	0	0	0	0	1	0	2	0	0	0	0	0	0	0	0	0	0	0	0
17	Employees State Insurance Corporation Medical College, Bangalore	4	1	0	0	0	0	0	1	0	0	0	0	0	1	0	0	0	1	0	0	0	0	0	0	0
18	Basaveswara Medical College and Hospital, Chitradurga	5	2	1	0	1	0	0	0	0	0	0	0	0	0	0	0	0	0	0	0	0	0	1	0	0
19	BGS Global Institute of Medical Sciences, Bangalore	4	2	0	0	0	0	0	1	0	0	0	0	0	1	0	0	0	0	0	0	0	0	0	0	0
20	Dr BR Ambedkar Medical College, Bangalore	5	2	0	0	1	0	0	0	0	0	0	0	0	0	1	0	0	0	0	0	1	0	0	0	0
21	East Point College of Medical Sciences & Research Centre, Bangalore	4	1	0	0	1	0	0	0	1	0	1	0	0	0	0	0	0	0	0	0	0	0	0	0	0
22	JJM Medical College, Davangere	8	2	1	1	1	0	0	0	0	0	0	0	0	1	0	0	1	0	0	0	0	0	1	0	0



 Under Secretary to Government-3
 Health and Family Welfare Department
 (Medical Education)

ANNEXURE-IV

Distribution of I MBBS Government Seats among various Special Categories both in Government and Private Medical Colleges for the academic year 2023-24

HK Category wise Seat matrix

Sl.No	Name of the Medical College	HK T	GMG	GMR	GMK	SCG	SCR	SCK	STG	STR	STK	1G	1R	1K	2AG	2AR	2AK	2BG	2BR	2BK	3AG	3AR	3AK	3BG	3BR	3BK
		80%	15%	5%	80%	15%	5%	80%	15%	5%	80%	15%	5%	80%	15%	5%	80%	15%	5%	80%	15%	5%	80%	15%	5%	
23	Kempegowda Institute of Medical Sciences, Bangalore	4	2	0	0	1	0	0	0	0	0	0	0	0	1	0	0	0	0	0	0	0	0	0	0	0
24	K V G Medical College, Sullia	3	1	0	0	0	1	0	0	0	0	0	0	0	0	0	0	0	0	0	1	0	0	0	0	0
25	S. Nijalingappa Medical College & HSK Hospital & Research Centre, Bagalkot	8	3	1	0	1	0	0	1	0	0	0	0	0	1	0	0	0	0	0	0	0	0	1	0	0
26	S S Institute of Medical Sciences& Research Centre, Davangere	6	3	0	0	1	0	0	0	0	0	1	0	0	1	0	0	0	0	0	0	0	0	0	0	0
27	Shridevi Institute of Medical Sciences, Tumkur	4	1	1	0	0	0	0	0	0	0	0	0	0	1	0	0	1	0	0	0	0	0	0	0	0
28	Siddaganga Medical College and Research Institute, Tumakuru	5	1	0	0	1	0	0	1	0	0	0	0	0	0	0	0	0	0	0	1	0	0	1	0	0
29	A J Institute of Medical Sciences & Research Centre, Mangalore	2	1	0	0	0	0	0	0	0	0	0	0	0	1	0	0	0	0	0	0	0	0	0	0	0
30	Akash Institute of Medical Sciences & Research, Bangalore	3	2	0	0	1	0	0	0	0	0	0	0	0	0	0	0	0	0	0	0	0	0	0	0	0
31	Al-Ameen Medical College, Bijapur	3	0	0	1	1	0	0	0	0	0	0	0	0	0	1	0	0	0	0	0	0	0	0	0	0
32	Sri Chamundeshwari Medical College Hospital & Rese	5	1	1	0	0	0	0	1	0	0	1	0	0	1	0	0	0	0	0	0	0	0	0	0	0
33	Father Mullers Institue of Medical Education and Research, Mangalore	2	1	0	0	0	0	1	0	0	0	0	0	0	0	0	0	0	0	0	0	0	0	0	0	0
34	Kanachur Institute of Medical Sciences, Mangalore	3	1	0	0	0	0	0	0	0	0	0	0	0	1	0	0	1	0	0	0	0	0	0	0	0
35	MVJ Medical College and Research Hospital, Bangalore	3	2	0	0	0	0	0	1	0	0	0	0	0	0	0	0	0	0	0	0	0	0	0	0	0
36	Oxford Medical College, Bangalore	3	0	1	0	0	1	0	0	0	0	0	0	0	0	0	0	0	0	0	0	0	0	1	0	0
37	Rajarajeshwari Medical College, Bangalore	0	0	0	0	0	0	0	0	0	0	0	0	0	0	0	0	0	0	0	0	0	0	0	0	0
38	Srinivas Institute of Medical Research Centre, Srinivasnagar	2	1	0	0	0	0	0	0	0	0	0	0	0	1	0	0	0	0	0	0	0	0	0	0	0
39	Subbaiah Institute of Medical Sciences, Shimoga, Karnataka	4	1	0	0	2	0	0	0	0	0	0	0	0	0	0	0	0	0	0	1	0	0	0	0	0
40	Vydehi Institute Of Medical Sciences & Research Centre, Bangalore	5	3	0	0	1	0	0	0	0	0	0	0	0	1	0	0	0	0	0	0	0	0	0	0	0
41	St. Johns Medical College, Bangalore	0	0	0	0	0	0	0	0	0	0	0	0	0	0	0	0	0	0	0	0	0	0	0	0	0
42	Adichunchanagiri Institute of Medical Sciences Bellur	7	2	1	0	1	0	0	0	0	0	1	0	0	1	0	0	1	0	0	0	0	0	0	0	0
43	Dr. Chandramma Dayananda Sagar Instt. of Medical Education & Research,	5	2	0	0	0	0	0	1	0	0	0	0	0	0	0	1	0	0	0	0	0	0	1	0	0



 Under Secretary to Government-3
 Health and Family Welfare Department
 (Medical Education)

ANNEXURE-IV

Distribution of I MBBS Government Seats among various Special Categories both in Government and Private Medical Colleges for the academic year 2023-24

HK Category wise Seat matrix

Sl.No	Name of the Medical College	HK T	GMG	GMR	GMK	SCG	SCR	SCK	STG	STR	STK	1G	1R	1K	2AG	2AR	2AK	2BG	2BR	2BK	3AG	3AR	3AK	3BG	3BR	3BK
			80%	15%	5%	80%	15%	5%	80%	15%	5%	80%	15%	5%	80%	15%	5%	80%	15%	5%	80%	15%	5%	80%	15%	5%
44	M S Ramaiah Medical College, Bangalore	4	2	0	0	1	0	0	0	0	0	0	0	0	0	0	0	0	0	0	0	0	0	0	0	0
45	Sri Madhusudan Sai Institute of Medical Sciences and	2	0	0	1	0	0	0	0	0	1	0	0	0	0	0	0	0	0	0	0	0	0	0	0	0
46	SDM College of Medical Sciences & Hospital, Sattur, Dharwad	4	1	1	0	0	1	0	0	0	0	0	0	0	0	0	0	0	0	0	0	1	0	0	0	0
47	Sapthagiri Institute of Medical Sciences & Research Centre, Bangalore	8	3	0	0	1	0	0	0	1	0	1	0	0	1	0	0	0	0	0	0	0	0	0	1	0
48	Jawaharlal Nehru Medical College, Belgaum	1	0	0	0	0	0	0	0	0	0	0	0	0	1	0	0	0	0	0	0	0	0	0	0	0
49	JSS Medical College, Mysore	1	1	0	0	0	0	0	0	0	0	0	0	0	0	0	0	0	0	0	0	0	0	0	0	0
50	Kasturba Medical College, Mangalore	3	0	1	0	1	0	0	0	0	0	0	0	0	0	0	0	1	0	0	0	0	0	0	0	0
51	K S Hegde Medical Academy, Mangalore	3	2	0	0	0	0	0	0	0	0	0	0	0	1	0	0	0	0	0	0	0	0	0	0	0
52	Yenepoya Medical College, Mangalore	3	1	0	0	1	0	0	0	0	0	0	0	0	0	0	0	0	0	0	0	1	0	0	0	0
53	Jagadguru Gangadhar Mahaswamigalu Moorusavirmath M, C Dharwad	3	1	0	0	1	0	0	0	0	0	0	0	0	1	0	0	0	0	0	0	0	0	0	0	0
54	Bidar Medical college, Bidar	84	29	6	2	11	2	1	6	1	0	3	1	0	10	2	0	2	1	0	2	1	0	4	0	0
55	Gulbarga Institute of Medical Sciences, Gulbarga	83	29	5	2	12	2	0	5	0	3	0	0	10	2	1	4	0	0	3	0	0	3	1	1	
56	Koppal institute of Medical Sciences, Koppal	84	29	6	2	11	3	1	5	1	0	1	1	1	9	2	1	1	1	1	2	1	1	3	1	0
57	Raichur Institute of Medical Sciences, Raichur	83	31	5	1	10	2	1	4	1	1	4	0	0	11	2	0	3	0	0	3	0	0	4	0	0
58	Vijaynagar Institute of Medical Sciences, Bellary	112	39	8	3	16	2	1	7	1	0	3	1	0	13	2	1	4	1	0	3	1	0	5	1	0
59	Yadgiri Institute of Medical Sciences, Yadgiri	84	30	5	2	11	3	1	4	1	0	3	0	0	10	2	1	3	0	0	4	0	0	2	1	1
60	Employees State Insurance Corporation Medical College, Gulbarga	38	12	3	1	5	1	0	1	1	1	1	1	0	5	1	0	1	1	0	0	1	0	2	0	0
61	Mahadevappa Rampure Medical College, Gulbarga	39	15	2	0	6	1	0	3	0	0	2	0	0	4	1	0	1	0	0	2	0	0	2	0	0
62	Navodaya Medical College, Raichur	33	12	2	1	5	0	0	2	0	0	1	0	0	4	1	1	2	0	0	1	0	0	1	0	0
63	Khaja Banda Nawaz Institute of Medical Sciences, Gulbarga	25	7	2	1	3	1	1	1	1	0	1	0	0	4	0	0	1	0	0	1	0	0	0	1	0
	Grand Total	963	339	63	21	132	24	8	55	10	3	33	5	1	117	21	7	33	5	1	32	5	1	38	7	2



 Under Secretary to Government-3
 Health and Family Welfare Department
 (Medical Education)

ANNEXURE-V

Medical Private colleges seats other than Government Seats 2023-24


Sl.No	College Name	P+N+O	Private (P)	Private(P)			Minority (55%)											NRI(N) 15%	Other(o) 5%	
				GMH **	GMP 50%	OPEN 50%	Minority 66%						34%							
							HK Institute* 66%+4%						Other Institutes				GMP 50% of 26%			OPN 50% of 26%
							GMH 4%	MMH	MEH	MC	MM	MK	MU	MA	ME					
1	Basaveswara Medical College and Hospital, Chitradurga	90	60	4	28	28	0	0	0	0	0	0	0	0	0	0	0	0	23	7
2	BGS Global Institute of Medical Sciences, Bangalore	90	60	5	27	28	0	0	0	0	0	0	0	0	0	0	0	0	22	8
3	Dr BR Ambedkar Medical College, Bangalore	90	60	5	28	27	0	0	0	0	0	0	0	0	0	0	0	0	22	8
4	Sri Chamundeshwari Medical College Hospital & Research Institute	90	60	5	27	28	0	0	0	0	0	0	0	0	0	0	0	0	22	8
5	East Point Medical College, Bangalore	90	60	5	28	27	0	0	0	0	0	0	0	0	0	0	0	0	22	8
6	JJM Medical College, Davangere	147	98	7	46	45	0	0	0	0	0	0	0	0	0	0	0	0	37	12
7	Kempegowda Institute of Medical Sciences, Bangalore	90	60	5	27	28	0	0	0	0	0	0	0	0	0	0	0	0	22	8
8	K V G Medical College, Sullia	60	40	3	19	18	0	0	0	0	0	0	0	0	0	0	0	0	15	5
9	S. Nijalingappa Medical College & HSK Hospital & Research Centre, Bagalkot	150	101	8	46	47	0	0	0	0	0	0	0	0	0	0	0	0	38	11
10	S S Institute of Medical Sciences& Research Centre, Davangere	120	80	7	36	37	0	0	0	0	0	0	0	0	0	0	0	0	30	10
11	Shridevi Institute of Medical Sciences, Tumkur	90	60	5	28	27	0	0	0	0	0	0	0	0	0	0	0	0	23	7
12	Siddaganga Medical College and Research Institute, Tumakuru	90	60	4	28	28	0	0	0	0	0	0	0	0	0	0	0	0	23	7
13	A J Institute of Medical Sciences & Research Centre, Mangalore(Tulu)	113	83	7	0	0	0	0	0	0	0	0	0	55	0	0	10	11	22	8
14	Akash Institute of Medical Sciences & Research, Bangalore	112	82	7	0	0	0	0	0	0	0	0	0	0	54	11	10	11	22	8
15	Al-Ameen Medical College,Bijapur(muslim)	113	83	6	0	0	0	0	0	0	55	0	0	0	0	11	11	11	22	8
16	Father Mullers Institue of Medical Education and Research,	113	83	7	0	0	0	0	0	55	0	0	0	0	0	11	10	11	23	7
17	Kanachur Institute of Medical Sciences, Mangalore	113	83	7	0	0	0	0	0	0	55	0	0	0	0	11	10	11	22	8
18	MVJ Medical College and Research Hospital, Bangalore(Tamil)	113	83	6	0	0	0	0	0	0	0	0	0	55	0	11	11	11	22	8
19	Oxford Medical College, Bangalore	113	83	7	0	0	0	0	0	0	0	0	0	0	55	10	11	11	22	8
20	Srinivas Institute of Medical Research Centre, Srinivasnagar(Tulu)	112	82	6	0	0	0	0	0	0	0	0	0	54	0	11	11	11	22	8
21	Subbaiah Institute of Medical Sciences, Shimoga, Karnataka(telugu)	150	110	9	0	0	0	0	0	0	0	0	0	0	73	14	14	30	10	
22	Vydehi Institute Of Medical Sciences & Research Centre, Bangalore(Telugu)	188	138	11	0	0	0	0	0	0	0	0	0	0	91	18	18	37	13	
23	Adichunchanagiri Institute of Medical Sciences Bellur	150	100	8	46	46	0	0	0	0	0	0	0	0	0	0	0	0	37	13
24	Dr. Chandramma Dayananda Sagar Instt. of Medical Education & Research,	90	60	5	27	28	0	0	0	0	0	0	0	0	0	0	0	0	23	7
25	M S Ramaiah Medical College, Bangalore	90	60	5	28	27	0	0	0	0	0	0	0	0	0	0	0	0	22	8
26	Sri Madhusudan Sai Institute of Medical Sciences and Research	30	20	1	9	10	0	0	0	0	0	0	0	0	0	0	0	0	7	3
27	Sapthagiri Institute of Medical Sciences & Research Centre, Bangalore	150	100	8	46	46	0	0	0	0	0	0	0	0	0	0	0	0	37	13
28	SDM Medical College , Dharwad(Tulu)	90	60	6	27	27	0	0	0	0	0	0	0	0	0	0	0	0	22	8
29	Mahadevappa Rampure Medical College, Gulbarga(70% GMH)**	90	60	42	9	9	0	0	0	0	0	0	0	0	0	0	0	0	23	7
30	Navodaya Medical College, Raichur(Telugu) * 66%MEH+4%GMH	150	110	0	0	0	5	0	73	0	0	0	0	0	0	16	16	30	10	
31	Khaja Banda Nawaz Institute of Medical Sciences, Gulbarga(Muslim)(66%MMH+4%GMH)	113	83	0	0	0	3	55	0	0	0	0	0	0	0	12	13	23	7	
32	St. Johns Medical College, Bangalore ***	150	150	2	9	9	0	0	0	0	0	0	0	0	0	0	0	0	0	0
Total		3540	2512	213	569	570	8	55	73	55	110	0	109	55	273	145	147	767	261	

* GMH applicable if institute is in HK Region



 Under Secretary to Government-3
 Health and Family Welfare Department
 (Medical Education)

**ANNEXURE-I
GOVERNMENT & PRIVATE DENTAL COLLEGES FOR THE ACADEMIC
YEAR 2023-24**

Sl No.	Sl No.	College Name	Total Intake	AIQ 15%	Govt 85%	ESI IP 45%	PRI (P)	NRI	Other
GOVERNMENT DENTAL COLLEGES									
1	1	Government Dental College, Bangalore.	60	9	51	0	0	0	0
2	2	Government Dental College, Bellary	63	10	53	0	0	0	0
3	3	Employees State Insurance Corporation Dental College, Gulbarga	62	9	25	28	0	0	0
Govt Total			185	28	129	28	0	0	0
Sl No.	Sl No.	Non minority Dental Colleges	Intake	AIQ	Govt (35%)	ESI	PRI (P) (45%)	NRI (N) (15%)	Other (Q) (5%)
4	1	Bapuji Dental College, Davangere.	100	0	35	0	45	15	5
5	2	College of Dental Sciences, Davangere.	100	0	35	0	45	15	5
6	3	Dayananada Sagar Dental College, Bangalore	60	0	21	0	27	9	3
7	4	Hasanamba Dental College, Hassan.	40	0	14	0	18	6	2
8	5	K.L.E Dental College Bangalore.	50	0	17	0	23	7	3
9	6	K.V.G. Dental College, Sullia	100	0	35	0	45	15	5
10	7	Krishnadevaraya College of Dental Sciences, Bangalore.	60	0	21	0	27	9	3
11	8	M.R. Ambedkar Dental College, Bangalore.	100	0	35	0	45	15	5
12	9	Maratha Mandal Dental College, Belgaum.	50	0	17	0	23	7	3
13	10	PM Nadagowda Dental College, Bagalkot.	100	0	35	0	45	15	5
14	11	R.V. Dental College, Bangalore.	60	0	21	0	27	9	3
15	12	Rajiv Gandhi Dental College, Bangalore.	100	0	35	0	45	15	5
16	13	S.J.M Dental college, Chitradurga	60	0	21	0	27	9	3
17	14	Sharavati Dental College, Shimoga	100	0	35	0	45	15	5
18	15	Sri.Venkateshwara Dental College, Bangalore	40	0	14	0	18	6	2
19	16	V.S. Dental College, Bangalore.	100	0	35	0	45	15	5
20	17	AME's Dental College, Raichur.	40	0	14	0	18	6	2
21	18	HKE Society's S. Nijalingappa Dental College, Gulbarga.	100	0	35	0	45	15	5
22	19	HKDET Dental College, Humnabad	40	0	14	0	18	6	2
23	20	S.B. Patil Dental College, Bidar.	40	0	14	0	18	6	2
Total			1440	0	503	0	649	215	73
Sl No.	Sl No.	KRLMPCA / AMPCK Minority Dental Colleges	Intake	AIQ	Govt (25%)	ESI	PRI (P) (55%)	NRI (N) (15%)	Other (o) (5%)
24	1	A.J. Institute of Dental Sciences, Mangalore.	100	0	25	0	55	15	5
25	2	Bangalore Institute of Dental Sciences, Bangalore.	60	0	15	0	33	9	3
26	3	Coorg Institute of Dental Sciences, Virajpet.	40	0	10	0	22	6	2
27	4	Farooquia Dental College & Hospital, Mysrore	40	0	10	0	22	6	2
28	5	KGF Dental College K.G.F	40	0	10	0	22	6	2
29	6	Rajarajeshwari Dental College, Bangalore.	100	0	25	0	55	15	5
30	7	Srinivas Institute of Dental Sciences, Mangalore	100	0	25	0	55	15	5
31	8	Subbaiah Institute of Dental Sciences, Shimoga	100	0	25	0	55	15	5
32	9	The Oxford Dental College, Bangalore.	100	0	25	0	55	15	5
33	10	Vydehi Institute of Dental Sciences, Bangalore.	60	0	15	0	33	9	3
34	11	Al-Badar Rural Dental College & Hospital, Gulbarga.	100	0	25	0	55	15	5
35	12	Navodaya Dental College, Raichur.	100	0	25	0	55	15	5
Minority Total			940	0	235	0	517	141	47
Sl No.	Sl No.	Private University	Intake	AIQ	Total G (40%)	ESI	PRI (P) (40%)	NRI (N) (15%)	Other (o) (5%)
36	1	M.S. Ramaiah University of Applied sciences, Bangalore	60	0	24	0	24	9	3
37	2	S.D.M. Dental College, Dharwad.	100	0	40	0	40	15	5
Private university Total			160	0	64	0	64	24	8


 Under Secretary to Government-3
 Health and Family Welfare Department
 (Medical Education)

		Deemed University	Intake	AIQ	Total G	Deemed	PRI (P) (40%)	NRI (N) (15%)	Other (o) (5%)
38	1	A.B. Shetty Memorial Institute of Dental Sciences, Mangalore	100	0	0	100	0	0	0
39	2	JSS Dental College & Hospital, Mysore	100	0	0	100	0	0	0
40	3	KLE Vishwanath Katti Institute of Dental Sciences, Belgaum	100	0	0	100	0	0	0
41	4	Manipal College of Dental Sciences, Mangalore	100	0	0	100	0	0	0
42	5	Manipal College of Dental Sciences, Manipal	100	0	0	100	0	0	0
43	6	Sri Siddhartha Dental College, Tumkur	40	0	0	40	0	0	0
44	7	Yenepoya Dental College & Hospital, Mangalore	100	0	0	100	0	0	0
		Deemed University Total	640	0	0	640	0	0	0
		Grand Total	3365	28	931	668	1230	380	128



 Under Secretary to Government of
 Health and Family Welfare Department
 (Medical Education)

Annexure- II
Distribution of 1st year BDS seats among special categories in Government & Private Dental Colleges
For the Academic Year 2023-24

Sl No.	Name of the College	Govt Seats	Def.	Ex-Defence	Anglo Indian	NCC	Scout/Guide	Sports	PWD	kashmiri Migrants	CAPF	Total SP	Total Bal.	NHK	HK
1	Government Dental College, Bangalore.	51			1				2	1		4	47	43	4
2	Bapuji Dental College, Davangere.	35		1					2			3	32	29	3
3	College of Dental Sciences, Davangere.	35							2			2	33	31	2
4	Dayananda Sagar Dental College, Bangalore	21							1			1	20	18	2
5	Hasanamba Dental College, Hassan.	14	1						0			1	13	12	1
6	K.L.E Dental College Bangalore.	17			1				1			2	15	14	1
7	K.V.G. Dental College, Sullia	35							2			2	33	30	3
8	Krishnadevaraya College of Dental Sciences, Bangalore.	21							1			1	20	18	2
9	M.R. Ambedkar Dental College, Bangalore.	35					1		2			3	32	30	2
10	Maratha Mandal Dental College, Belgaum.	17		1					1			2	15	14	1
11	PM Nadagowda Dental College, Bagalkot.	35				1			1			2	33	30	3
12	R.V. Dental College, Bangalore.	21							1			1	20	18	2
13	Rajiv Gandhi Dental College, Bangalore.	35							2			2	33	31	2
14	S.J.M Dental college, Chitradurga	21							1		1	2	19	17	2
15	Sharavati Dental College, Shimoga	35							2			2	33	31	2
16	Sri.Venkateshwara Dental College, Bangalore	14	1						1			2	12	11	1
17	V.S. Dental College, Bangalore.	35							1			1	34	31	3
18	A.J. Institute of Dental Sciences, Mangalore.	25							2			2	23	21	2
19	Bangalore Institute of Dental Sciences, Bangalore.	15						1	0			1	14	13	1
20	Coorg Institute of Dental Sciences, Virajpet.	10						1	1			2	8	7	1
21	Farooquia Dental College & Hospital, Mysrore	10							0			0	10	10	0
22	KGF Dental College K.G.F	10							1			1	9	8	1
23	Rajarajeshwari Dental College, Bangalore.	25							1			1	24	22	2
24	Srinivas Institute of Dental Sciences, Mangalore	25							1			1	24	22	2
25	Subbaiah Institute of Dental Sciences, Shimoga	25							2			3	22	20	2
26	The Oxford Dental College, Bangalore.	25							1			1	24	22	2
27	Vydehi Institute of Dental Sciences, Bangalore.	15							1			2	13	12	1
28	M.S. Ramaiah University of Applied sciences, Bangalore	24							1			1	23	21	2
29	S.D.M. Dental College, Dharwad.	40				1		1	2			4	36	34	2
30	Government Dental College, Bellary	53							2	1		3	50	15	35

Praveen
Under Secretary to Government-3
Health and Family Welfare Department
(Medical Education)

Sl No.	Name of the College	Govt Seats	Def.	Ex-Defence	Anglo Indian	NCC	Scout/Guide	Sports	PWD	kashmiri Migrants	CAPF	Total SP	Total Bal.	NHK	HK
31	Employees State Insurance Corporation Dental College, Gulbarga	25	1						2	1		4	21	6	15
32	AME's Dental College, Raichur.	14						1	0			1	13	4	9
33	HKE Society's S. Nijalingappa Dental College, Gulbarga.	35							2			2	33	10	23
34	HKDET Dental College, Humnabad	14							1			1	13	4	9
35	S.B. Patil Dental College, Bidar.	14	1						1			2	12	3	9
36	Al-Badar Rural Dental College & Hospital, Gulbarga.	25							1			1	24	7	17
37	Navodaya Dental College, Raichur.	25						1	1			2	23	7	16
		931	4	2	4	2	1	5	46	3	1	68	863	676	187




Under Secretary to Government-3
Health and Family Welfare Department
(Medical Education)


ANNEXURE-III

Distribution of I BDS Government Seats among various Special Categories both in Government and Private Dental Colleges for the NHK Category wise Seat matrix

Sl.No	Name of the Medical College	NHKT	GMG	GMR	GMK	SCG	SCR	SCK	STG	STR	STK	1G	1R	1K	2AG	2AR	2AK	2BG	2BR	2BK	3AG	3AR	3AK	3BG	3BR	3BK
		80%	15%	5%	80%	15%	5%	80%	15%	5%	80%	15%	5%	80%	15%	5%	80%	15%	5%	80%	15%	5%	80%	15%	5%	
1	Government Dental College, Bangalore.	43	17	2	0	6	1	0	4	0	0	2	0	0	6	0	0	2	0	0	1	0	0	2	0	0
2	Bapuji Dental College, Davangere.	29	10	2	1	5	0	0	2	0	0	1	0	0	4	1	0	1	0	0	1	0	0	1	0	0
3	College of Dental Sciences, Davangere.	31	10	2	1	5	1	0	1	1	0	1	0	0	3	1	0	1	0	0	2	0	0	2	0	0
4	Dayananada Sagar Dental College, Bangalore	18	7	1	0	1	0	1	1	0	0	1	0	0	3	0	0	1	0	0	1	0	0	1	0	0
5	Hasanamba Dental College, Hassan.	12	4	1	0	2	1	0	1	0	0	1	0	0	1	0	1	0	0	0	0	0	0	0	0	0
6	K.L.E Dental College Bangalore.	14	4	1	1	2	0	0	1	0	0	0	0	0	1	1	0	1	0	0	1	0	0	0	1	0
7	K.V.G.Dental College, Sullia	30	12	2	0	4	1	0	2	0	0	0	1	0	4	1	0	0	1	0	0	1	0	1	0	0
8	Krishnadevaraya College of Dental Sciences, Bangalore.	18	6	1	1	3	0	0	0	1	0	1	0	0	2	0	0	1	0	0	1	0	0	1	0	0
9	M.R. Ambedkar Dental College, Bangalore.	30	11	2	0	4	1	0	2	0	0	1	0	0	4	1	0	1	0	0	1	0	0	2	0	0
10	Maratha Mandal Dental College, Belgaum.	14	4	1	1	1	0	1	2	0	0	1	0	0	2	0	0	1	0	0	0	0	0	0	0	0
11	PM Nadagowda Dental College, Bagalkot.	30	11	2	0	5	1	0	1	0	0	1	0	0	3	1	1	1	0	0	1	0	0	2	0	0
12	R.V. Dental College, Bangalore.	18	6	1	1	1	1	0	0	1	1	1	0	0	2	0	0	1	0	0	1	0	0	0	1	0
13	Rajiv Gandhi Dental College, Bangalore.	31	11	2	1	5	1	0	2	0	0	1	0	0	3	1	0	1	0	0	2	0	0	1	0	0
14	S.J.M Dental college, Chitradurga	17	5	2	0	3	0	0	1	0	0	0	1	0	3	0	0	0	1	0	0	0	0	1	0	0
15	Sharavati Dental College, Shimoga	31	11	2	1	3	1	1	2	0	0	1	0	0	4	1	0	1	0	0	0	1	0	2	0	0
16	Sri.Venkateshwara Dental College, Bangalore	11	5	0	0	2	0	0	0	1	0	0	0	0	2	0	0	0	0	0	1	0	0	0	0	0
17	V.S. Dental College, Bangalore.	31	11	2	1	4	1	0	2	0	0	2	0	0	2	1	1	1	0	0	1	0	0	1	0	1
18	A.J. Institute of Dental Sciences, Mangalore.	21	7	2	0	4	0	0	1	0	0	0	0	0	4	0	0	1	0	0	1	0	0	0	1	0
19	Bangalore Institute of Dental Sciences, Bangalore.	13	5	1	0	1	1	0	2	0	0	1	0	0	1	0	0	1	0	0	0	0	0	0	0	0
20	Coorg Institute of Dental Sciences, Virajpet.	7	2	0	0	2	0	0	0	0	0	0	0	0	0	1	0	0	0	0	0	1	0	0	1	0
21	Farooquia Dental College & Hospital, Mysrore	10	3	1	1	2	0	0	0	0	0	1	0	0	2	0	0	0	0	0	0	0	0	0	0	0
22	KGF Dental College K.G.F	8	3	0	0	0	0	1	1	0	0	0	0	0	1	0	0	1	0	0	0	0	0	1	0	0
23	Rajarajeshwari Dental College, Bangalore.	22	8	2	0	2	1	0	1	1	0	0	0	1	3	0	0	0	0	1	1	0	0	1	0	0
24	Srinivas Institute of Dental Sciences, Mangalore	22	8	1	1	3	1	0	1	0	0	0	1	0	2	1	0	0	1	0	0	0	1	1	0	0
25	Subbaiah Institute of Dental Sciences, Shimoga	20	7	2	0	3	0	0	1	0	0	1	0	0	3	0	1	0	0	0	0	1	0	1	0	0
26	The Oxford Dental College, Bangalore.	22	7	1	1	4	1	0	2	0	0	0	0	0	2	1	0	1	0	0	1	0	0	0	1	0
27	Vydehi Institute of Dental Sciences, Bangalore.	12	4	1	0	1	0	0	0	0	1	1	0	0	2	0	0	1	0	0	0	0	0	1	0	0


 Under Secretary to Government-3
 Health and Family Welfare Department
 (Medical Education)

Sl.No	Name of the Medical College	NHKT	GMG	GMR	GMK	SCG	SCR	SCK	STG	STR	STK	1G	1R	1K	2AG	2AR	2AK	2BG	2BR	2BK	3AG	3AR	3AK	3BG	3BR	3BK
28	M.S. Ramaiah University of Applied sciences, Bangalore	21	9	1	0	3	0	0	1	1	0	1	0	0	2	1	0	0	0	0	1	0	0	1	0	0
29	S.D.M. Dental College, Dharwad.	34	12	2	1	4	1	1	2	0	0	1	0	0	4	0	0	2	0	0	2	0	0	2	0	0
30	Government Dental College, Bellary	15	5	1	0	2	1	0	1	0	0	1	0	0	2	1	0	1	0	0	0	0	0	0	0	0
31	Employees State Insurance Corporation Dental College, Gulbarga	6	1	1	1	1	0	0	1	0	0	0	0	0	1	0	0	0	0	0	0	0	0	0	0	0
32	AME's Dental College, Raichur.	4	2	0	0	0	0	0	0	0	0	0	0	0	1	0	0	0	0	0	0	0	0	1	0	0
33	HKE Society's S. Nijalingappa Dental College, Gulbarga.	10	3	1	0	3	0	0	0	0	0	0	0	0	2	0	0	0	0	0	1	0	0	0	0	0
34	HKDET Dental College, Humnabad	4	2	0	0	1	0	0	0	0	0	0	1	0	0	0	0	0	0	0	0	0	0	0	0	0
35	S.B. Patil Dental College, Bidar.	3	1	0	0	0	0	0	0	1	0	0	0	0	0	0	0	0	1	0	0	0	0	0	0	0
36	Al-Badar Rural Dental College & Hospital, Gulbarga.	7	2	1	0	0	1	0	0	0	0	0	0	0	0	1	1	0	0	0	0	0	0	1	0	0
37	Navodaya Dental College, Raichur.	7	4	0	0	1	0	0	1	0	0	0	0	0	0	0	0	0	0	0	0	1	0	0	0	0
	Grand Total	676	240	44	14	93	17	5	39	7	2	22	4	1	81	15	5	22	4	1	22	4	1	28	4	1



 Under Secretary to Government-3
 Health and Family Welfare Department
 (Medical Education) *pkc*

ANNEXURE-IV

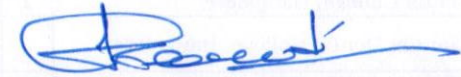
Distribution of I BDS Government Seats among various Special Categories both in Government and Private BDS Colleges for the academic year 2023-24

HK Category wise Seat matrix

Sl.No	Name of the Medical College	HKT	GMG	GMR	GMK	SCG	SCR	SCK	STG	STR	STK	1G	1R	1K	2AG	2AR	2AK	2BG	2BR	2BK	3AG	3AR	3AK	3BG	3BR	3BK
			80%	15%	5%	80%	15%	5%	80%	15%	5%	80%	15%	5%	80%	15%	5%	80%	15%	5%	80%	15%	5%	80%	15%	5%
1	Government Dental College, Bangalore.	4	2	0	0	1	0	0	1	0	0	0	0	0	0	0	0	0	0	0	0	0	0	0	0	0
2	Bapuji Dental College, Davangere.	3	1	0	0	0	0	0	0	0	0	1	0	0	1	0	0	0	0	0	0	0	0	0	0	0
3	College of Dental Sciences, Davangere.	2	1	0	0	1	0	0	0	0	0	0	0	0	0	0	0	0	0	0	0	0	0	0	0	0
4	Dayananada Sagar Dental College, Bangalore	2	1	0	0	0	0	0	0	0	0	0	0	0	0	0	0	1	0	0	0	0	0	0	0	0
5	Hasanamba Dental College, Hassan.	1	1	0	0	0	0	0	0	0	0	0	0	0	0	0	0	0	0	0	0	0	0	0	0	0
6	K.L.E Dental College Bangalore.	1	0	0	0	0	0	0	0	0	0	0	0	0	1	0	0	0	0	0	0	0	0	0	0	0
7	K.V.G.Dental College, Sullia	3	1	1	0	1	0	0	0	0	0	0	0	0	0	0	0	0	0	0	0	0	0	0	0	0
8	Krishnadevaraya College of Dental Sciences, Bangalore.	2	0	0	0	0	0	0	1	0	0	0	0	0	0	0	0	0	0	0	1	0	0	0	0	0
9	M.R. Ambedkar Dental College, Bangalore.	2	1	0	0	0	0	0	0	0	0	0	0	0	0	0	0	0	0	0	0	0	0	1	0	0
10	Maratha Mandal Dental College, Belgaum.	1	0	0	0	0	0	0	0	0	0	0	0	0	1	0	0	0	0	0	0	0	0	0	0	0
11	PM Nadagowda Dental College, Bagalkot.	3	2	0	0	1	0	0	0	0	0	0	0	0	0	0	0	0	0	0	0	0	0	0	0	0
12	R.V. Dental College, Bangalore.	2	1	0	0	0	0	0	0	0	0	0	0	0	1	0	0	0	0	0	0	0	0	0	0	0
13	Rajiv Gandhi Dental College, Bangalore.	2	1	0	0	1	0	0	0	0	0	0	0	0	0	0	0	0	0	0	0	0	0	0	0	0
14	S.J.M Dental college, Chitradurga	2	0	1	0	0	0	0	0	0	0	0	0	0	1	0	0	0	0	0	0	0	0	0	0	0
15	Sharavati Dental College, Shimoga	2	0	0	0	0	0	0	1	0	0	1	0	0	0	0	0	0	0	0	0	0	0	0	0	0
16	Sri.Venkateshwara Dental College, Bangalore	1	0	0	0	1	0	0	0	0	0	0	0	0	0	0	0	0	0	0	0	0	0	0	0	0
17	V.S. Dental College, Bangalore.	3	2	0	0	0	0	0	0	0	0	0	0	0	0	0	0	1	0	0	0	0	0	0	0	0
18	A.J. Institute of Dental Sciences, Mangalore.	2	1	0	0	0	0	0	0	0	0	0	0	0	1	0	0	0	0	0	0	0	0	0	0	0
19	Bangalore Institute of Dental Sciences, Bangalore.	1	0	0	0	0	0	0	1	0	0	0	0	0	0	0	0	0	0	0	0	0	0	0	0	0
20	Coorg Institute of Dental Sciences, Virajpet.	1	1	0	0	0	0	0	0	0	0	0	0	0	0	0	0	0	0	0	0	0	0	0	0	0
21	Farooquia Dental College & Hospital, Mysore	0	0	0	0	0	0	0	0	0	0	0	0	0	0	0	0	0	0	0	0	0	0	0	0	0
22	KGF Dental College K.G.F	1	0	0	0	0	1	0	0	0	0	0	0	0	0	0	0	0	0	0	0	0	0	0	0	0
23	Rajarajeshwari Dental College, Bangalore.	2	1	0	0	0	0	0	0	0	0	0	0	0	0	0	0	0	0	0	0	0	0	1	0	0


 Under Secretary to Government-3
 Health and Family Welfare Department
 (Medical Education)

Sl.No	Name of the Medical College	HKT	GMG	GMR	GMK	SCG	SCR	SCK	STG	STR	STK	1G	1R	1K	2AG	2AR	2AK	2BG	2BR	2BK	3AG	3AR	3AK	3BG	3BR	3BK
			80%	15%	5%	80%	15%	5%	80%	15%	5%	80%	15%	5%	80%	15%	5%	80%	15%	5%	80%	15%	5%	80%	15%	5%
24	Srinivas Institute of Dental Sciences, Mangalore	2	0	0	1	0	0	0	0	0	0	0	0	0	0	1	0	0	0	0	0	0	0	0	0	0
25	Subbaiah Institute of Dental Sciences, Shimoga	2	0	0	0	1	0	0	0	0	0	0	0	0	0	0	0	0	0	0	1	0	0	0	0	0
26	The Oxford Dental College, Bangalore.	2	0	1	0	1	0	0	0	0	0	0	0	0	0	0	0	0	0	0	0	0	0	0	0	0
27	Vydehi Institute of Dental Sciences, Bangalore.	1	1	0	0	0	0	0	0	0	0	0	0	0	0	0	0	0	0	0	0	0	0	0	0	0
28	M.S. Ramaiah University of Applied sciences, Bangalore	2	1	0	0	0	0	0	0	0	0	0	0	0	1	0	0	0	0	0	0	0	0	0	0	0
29	S.D.M. Dental College, Dharwad.	2	1	0	0	1	0	0	0	0	0	0	0	0	0	0	0	0	0	0	0	0	0	0	0	0
30	Government Dental College, Bellary	35	13	2	0	4	1	0	2	1	0	2	0	0	5	0	0	2	0	0	1	0	0	2	0	0
31	Employees State Insurance Corporation Dental College, Gulbarga	15	5	1	1	3	0	0	1	0	0	0	0	0	1	1	0	0	0	0	1	0	0	1	0	0
32	AME's Dental College, Raichur.	9	3	1	0	1	0	0	0	0	0	1	0	0	2	0	0	1	0	0	0	0	0	0	0	0
33	HKE Society's S. Nijalingappa Dental College, Gulbarga.	23	8	1	1	2	1	1	2	0	0	1	0	0	2	0	1	1	0	0	1	0	0	1	0	0
34	HKDET Dental College, Humnabad	9	3	1	0	1	0	0	1	0	0	0	0	0	1	1	0	0	0	0	0	0	0	0	1	0
35	S.B. Patil Dental College, Bidar.	9	3	1	0	2	1	0	0	0	0	0	0	0	1	0	0	0	0	0	1	0	0	0	0	0
36	Al-Badar Rural Dental College & Hospital, Gulbarga.	17	6	1	0	2	0	0	2	0	0	0	1	0	3	0	0	0	1	0	0	0	0	1	0	0
37	Navodaya Dental College, Raichur.	16	5	1	1	2	0	0	0	1	0	1	0	0	1	1	0	1	0	0	0	1	0	1	0	0
	Grand Total	187	66	12	4	26	4	1	12	2	0	7	1	0	23	4	1	7	1	0	6	1	0	8	1	0




Under Secretary to Government-3
Health and Family Welfare Department
(Medical Education)



ANNEXURE-V

Dental Private colleges seats other than Government Seats 2023-24

Sl.No	College Name	P+N+Q	NRI(N)	Other (o)	Private (P)	Private(P)			Private seats of Minortiy seats(P)(55%)									
						GMPH* 8%	GMP 50%	OPEN 50%	Minority 66%									
									HK Institute			Other Institutes						
									GMH	MMH	MEH	MC	MM	MK	MU	MA	ME	
1	Bapuji Dental College, Davangere.	65	15	5	45	3	21	21	0	0	0	0	0	0	0	0	0	0
2	College of Dental Sciences, Davangere.	65	15	5	45	4	20	21	0	0	0	0	0	0	0	0	0	0
3	Dayananada Sagar Dental College, Bangalore	39	9	3	27	2	13	12	0	0	0	0	0	0	0	0	0	0
4	Hasanamba Dental College, Hassan.	26	6	2	18	1	9	8	0	0	0	0	0	0	0	0	0	0
5	K.L.E Dental College Bangalore.	33	7	3	23	2	10	11	0	0	0	0	0	0	0	0	0	0
6	K.V.G.Dental College, Sullia	65	15	5	45	4	21	20	0	0	0	0	0	0	0	0	0	0
7	Krishnadevaraya College of Dental Sciences, Bangalore.	39	9	3	27	2	12	13	0	0	0	0	0	0	0	0	0	0
8	M.R. Ambedkar Dental College, Bangalore.	65	15	5	45	4	21	20	0	0	0	0	0	0	0	0	0	0
9	Maratha Mandal Dental College, Belgaum.	33	7	3	23	1	11	11	0	0	0	0	0	0	0	0	0	0
10	PM Nadagowda Dental College, Bagalkot.	65	15	5	45	4	20	21	0	0	0	0	0	0	0	0	0	0
11	R.V. Dental College, Bangalore.	39	9	3	27	2	13	12	0	0	0	0	0	0	0	0	0	0
12	Rajiv Gandhi Dental College, Bangalore.	65	15	5	45	4	20	21	0	0	0	0	0	0	0	0	0	0
13	S.J.M Dental college, Chitradurga	39	9	3	27	2	12	13	0	0	0	0	0	0	0	0	0	0
14	Sharavati Dental College, Shimoga	65	15	5	45	3	21	21	0	0	0	0	0	0	0	0	0	0
15	Sri.Venkateshwara Dental College, Bangalore	26	6	2	18	2	8	8	0	0	0	0	0	0	0	0	0	0
16	V.S. Dental College, Bangalore.	65	15	5	45	4	21	20	0	0	0	0	0	0	0	0	0	0
17	A.J. Institute of Dental Sciences, Mangalore.(Tulu)	75	15	5	55	4	7	7	0	0	0	0	0	0	37	0	0	0
18	Bangalore Institute of Dental Sciences, Bangalore.(Telugu)	45	9	3	33	3	4	4	0	0	0	0	0	0	0	0	0	22
19	Coorg Institute of Dental Sciences, Virajpet.(Kodava)	30	6	2	22	1	3	3	0	0	0	0	0	15	0	0	0	0
20	Farooquia Dental College & Hospital, Mysrore	30	6	2	22	2	3	2	0	0	0	0	15	0	0	0	0	0
21	KGF Dental College K.G.F(Telugu)	30	6	2	22	2	2	3	0	0	0	0	0	0	0	0	0	15
22	Rajarajeshwari Dental College, Bangalore.(Tamil)	75	15	5	55	4	7	7	0	0	0	0	0	0	0	0	37	0
23	Srinivas Institute of Dental Sciences, Mangalore(Tulu)	75	15	5	55	5	7	6	0	0	0	0	0	0	37	0	0	0
24	Subbaiah Institute of Dental Sciences, Shimoga(Telugu)	75	15	5	55	4	7	7	0	0	0	0	0	0	0	0	0	37
25	The Oxford Dental College, Bangalore.(Telugu)	75	15	5	55	4	7	7	0	0	0	0	0	0	0	0	0	37
26	Vydehi Institute of Dental Sciences, Bangalore.(Telugu)	45	9	3	33	3	4	4	0	0	0	0	0	0	0	0	0	22
27	M.S. Ramaiah University of Applied sciences, Bangalore	36	9	3	24	2	11	11	0	0	0	0	0	0	0	0	0	0
28	S.D.M. Dental College, Dharwad.	60	15	5	40	3	18	19	0	0	0	0	0	0	0	0	0	0
29	AME's Dental College, Raichur.	26	6	2	18	0	2	3	13	0	0	0	0	0	0	0	0	0
30	HKE Society's S. Nijalingappa Dental College, Gulbarga.	65	15	5	45	0	7	6	32	0	0	0	0	0	0	0	0	0
31	HKDET Dental College, Humnabad	26	6	2	18	0	2	3	13	0	0	0	0	0	0	0	0	0
32	S.B. Patil Dental College, Bidar.	26	6	2	18	0	3	2	13	0	0	0	0	0	0	0	0	0
33	AI-Badar Rural Dental College & Hospital, Gulbarga.(Muslim)	75	15	5	55	0	8	8	2	37	0	0	0	0	0	0	0	0
34	Navodaya Dental College, Raichur.(Telugu)	75	15	5	55	0	8	8	2	0	37	0	0	0	0	0	0	0
Total		1738	380	128	1230	81	363	363	75	37	37	0	15	15	74	37	133	


 Under Secretary to Government-3
 Health and Family Welfare Department
 (Medical Education)